



**CITY COUNCIL MEETING
TUESDAY, MARCH 7, 2017**

PRESENTATIONS

**Hayward Youth Commission
Community Service Presentation**



Hayward Youth Commission Community Service Proposal

Karen Andrade THS '17

Andrew Herrera - Leadership HS '18

Vivian Phung - ASTI '18

Julian Johnson - HHS '17

Cuauhtemoc Gonzalez - Leadership '18

Cristian Hernandez-Perez - HHS '20

Mauricio Alvarenga - HHS '17

Felicity Usac - MCHS '18

PERSONAL STORY

**COMMUNITY
SERVICE
STATISTICS**

COMMUNITY SERVICE MODELS

EXPERIMENT SUMMARY

RECOMMENDATION

METHOD OF COLLECTION

BENEFITS

OPPORTUNITY

HYC ROLES

SPECIAL MENTIONS:

Francisco C. Zermeno - City Council

Annie Snell - Hayward Library

Zach Ebadi - HARD

Rina Seranno - HUSD

Luis Loza - Tennyson HS '16

Leslee Gonzales - Tennyson HS '16

Lilybeth Domingo - Tennyson HS '16

Sophia Espinosa - Moreau Catholic HS '16

Carolyn Eusebio - Mt. Eden HS '16

WORKS CITED

- Barge, Mary Ann. "How Many Volunteer Hours Do You Need for College." *PrepScholar*. N.p., 10 Dec. 2015. Web. 14 Jan. 2017.
- Cooperation for National and Community Service. "Benefits of Volunteering." *Cooperation for National and Community Service*. N.p., n.d. Web. 14 Jan. 2017.
- Paul, Pamela. "Does Helping Out Help You?" *The New York Times*. N.p., 7 Jan. 2011. Web. 14 Jan. 2017.
- Segal, Jeanne, Ph.D., and Lawrence Robinson. "Volunteering and Its Surprising Benefits." *Help Guide*. N.p., Dec. 2016. Web. 14 Jan. 2017.

QUESTIONS?

Item #3 LB 17-007

Ordinance Relating to Transportation Permits



Transportation Permit Ordinance

HAYWARD POLICE DEPARTMENT

TRAFFIC SERGEANT JASON CORSOLINI



35780 - Calif. Vehicle Code

Length

Width

Height

Weight



CITY OF HAYWARD MUNICIPAL CODE

CHAPTER 6

ARTICLE 13

TRANSPORTATION PERMITS

Regulation Proposal as recommended and reviewed by the Police,
City Attorney and Public Works Department's

* Requires Minimum Insurance Liability Depending on the Load Type

*Responsible for Property Damage in transit

*Permit doesn't relieve them of liability due to roadway limitations (low overpass/ power line / trees)

*Special Restrictions may be placed on the load such as police escorts, pilot cars and curfew

*Ordinance will give the City of Hayward the Authority to accept, deny or modify a desired route



Permit Process

*Nearly all are handled through a Permit Processing Company who then submits permits to every entity on the route using the CALTRANS Permit Format.

*HPD will review each permit and accept/deny or modify it.

*Each Permit Company will receive a monthly bill of all permits submitted.

CITY OF Hayward PUBLIC WORKS TRANSPORTATION PERMIT

IN COMPLIANCE WITH YOUR REQUEST AND SUBJECT TO ALL THE TERMS, CONDITIONS AND RESTRICTIONS WRITTEN BELOW AND IN THE ACCOMPANIMENTS, PERMISSION IS HEREBY GRANTED TO:

UNIT # _____

PERMIT VALID:
FROM: 1/27/2017
TO: 1-31-17

MOVEMENT AUTHORIZED:
SATURDAY: YES
SUNDAY: YES
DARKNESS (CVC280): YES

THIS PERMIT IS NOT VALID WITHOUT THE FOLLOWING ACCOMPANIMENTS:
 Permit Conditions
 Pilot Car Special Conditions
 Inspection Report
 SC MH
 SC SAM
 Curfew Maps [LA SAC SD SF]

NAME: JODY'S TRANSPORT, INC.
 ADDRESS: 24075 ROAD 22
 CITY/STATE/ZIP: ESPARTO, CA 95627

OFFICE PHONE NUMBER (Including Area Code): 530-742-1046
 OFFICE FAX NUMBER (Including Area Code): 530-742-1473

DESCRIPTION OF THE LOAD OR EQUIPMENT AND MODEL NO.: HAUL DRIVE TOW
 SOIL STABILIZATION UNIT
 DIMENSIONS OF LOAD:
 DESCRIPTION OF HAULING EQUIPMENT:
 3AX TRAC / 2AX TRLR

VEHICLE WIDTH:	10'00"	SEMI-TRAILER LENGTH:	45'00"	KINGPIN TO LAST AXLE:	40'00"	COMB VEHICLE LENGTH:	65'00"		
AXLE NUMBER	1	2	3	4	5	6	7	8	9
NUMBER OF TIRES PER AXLE	2	4	4	8	8				
DISTANCE BETWEEN AXLES		137"	408"	18'0"	5'09"				
WIDTH OF AXLES AT TIRE SIDEWALL	8'00"	8'00"	8'00"	10'0"	10'0"				
MAXIMUM ALLOWABLE WEIGHT	20,000	46,725	60,000						
LOADED HEIGHT:	14'0	LOADED WIDTH:	10'11	LOADED OVERALL LENGTH:	65'00"	LOADED OVERHANG:	LEGAL		
ORIGIN (INCLUDE CITY/TOWN AND ON RAMP/CROSS STREET): 520 JEFFERSON ST				DESTINATION (INCLUDE CITY/TOWN AND EXIT RAMP/CROSS STREET): HWY 880					
AUTHORIZED STATE HIGHWAYS - CITY AND/OR COUNTY PERMITS MAY BE REQUIRED WHENEVER THE * IS SHOWN IN THE STATE ROUTE									
JEFFERSON ST - E 12TH ST - TENNYSON RD									
PILOT CAR <input type="checkbox"/> YES <input type="checkbox"/> NO									
CASH CHARGE, CREDIT CARD OR EXEMPT INFORMATION				APPLICANT SIGNATURE <i>Terri Lewis</i>			DATE 1-27-17		
CREDIT CARD EX. DATE	FEE	NUMBER OF SLIPS	AUTHORIZED STATE AGENT			DATE			
	3	one							
ACCURACY OF THIS PERMIT IS THE RESPONSIBILITY OF THE DRIVER. MAKE SURE PERMIT CONDITIONS ARE ATTACHED TO YOUR TRUCK. CONTACT EPS (888) 711-9922						APPLICANT CONTACT PERSON (PRINT) Terri Lewis			

Business Impact

*Financial Impact is minimal due to fee being \$16-90.

*Business will ship/receive their product but their route and loading is regulated by our City.

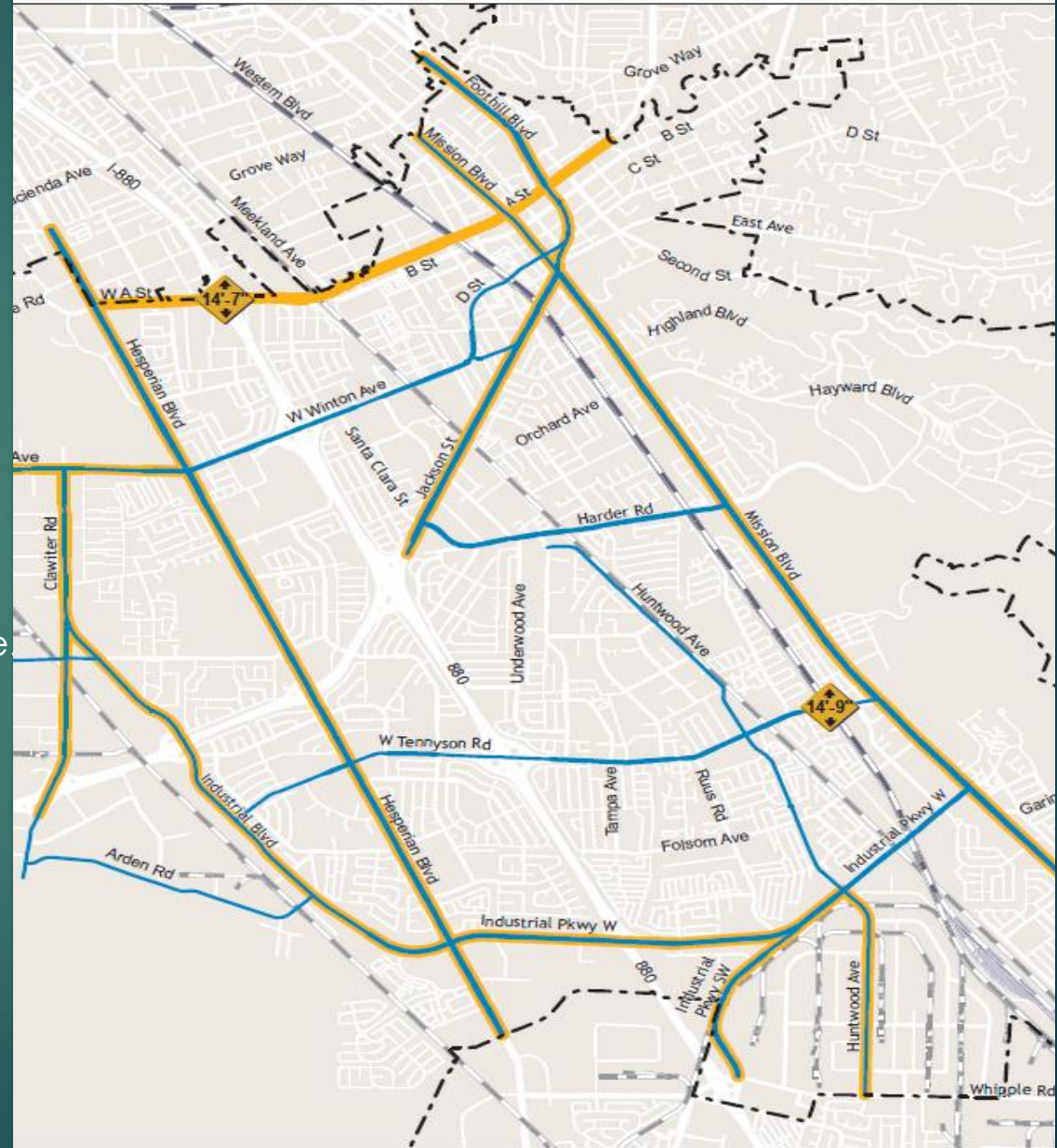
*The only impacted parties are the Permit Processing Companies who will be required to add our city to their Regulated Routes

and Transportation Permits

Residential Impact

*Public Works and the Police Department have generated a Truck Route Map that is available online

* Routes are main arterial roadways which are predominantly industrial or lightly residential




Roadway / Route Review

*Public Works will monitor the published truck route roadways for wear and damage

*Funding from the permits is allowed to be used for roadway repairs per the Calif. Vehicle Code

Item #4 LB 17-009

**FY 2017 Mid-Year Budget Review
& General Fund Ten-Year Plan Update**



City of Hayward

FY 2017 MIDYEAR REVIEW &
GENERAL FUND TEN-YEAR PLAN UPDATE

Dustin Claussen, Director of Finance

March 7, 2017

Overview



- ▶ Discussion: FY 2017 Mid-Year General Fund adjustments
- ▶ Update: General Fund Ten-Year Forecast
 - ▶ Changes at Mid-Year
 - ▶ Summary 10 year lookback and Forecast
- ▶ Action: Adopt Resolutions authorizing recommended changes to FY 2017 operating & capital budgets

FY 2017 GF Adjustments (Revenues)



FY 2017 revenues were are projected to be \$6.8M (4.7%) over the adopted budget (\$3.7M considered 1-time revenue), 2% change in ongoing revenues.

- ▶ Changes to plan reflected are based on actuals thus far in FY 2017
 - ▶ UUT Prior Periods Payment of plus \$3M
 - ▶ Property Tax plus \$1.7M, assessed valuation up, prop 8 restoration nearly complete
 - ▶ Sales Tax plus \$801K, Real Property Transfer Tax plus \$646K, Charges for Services plus \$650K

FY 2017 GF Adjustments (Expenditures)



FY 2017 expenditures are projected to be \$5M (3.3%) over the adopted budget, of this \$3M is a 1-time expenditure (UUT set-aside).

▶ Staffing Expenses

- ▶ Increases: Overtime plus \$1.5M
- ▶ Decreases: Significant Vacancy Savings \$3M, Medical and related benefits \$1.6, PERS \$854K

▶ Operating Expenses

- ▶ Encumbrance and Budget Carryforwards plus \$1.4M
- ▶ Grant Carryforwards and new Appropriations plus \$224K

FY 2017 GF Summary (Expenditures continued...)



- ▶ Operating Expenses (continued...)
 - ▶ Supplies and Services plus \$1.9M
 - ▶ Finance \$714K (GAAP), Development Services plus \$650K, Police plus \$296K, City Clerk \$192K, Fire plus \$100K
- ▶ Transfer to offset prior period UUT revenues
- ▶ Overall increase of \$5M (including \$3M of one time) in FY 2017 Mid-Year less than half of the \$13.6M in increases requested at FY 2016 Mid-Year

FY 2017 Mid-Year Operating Adjustment Summary



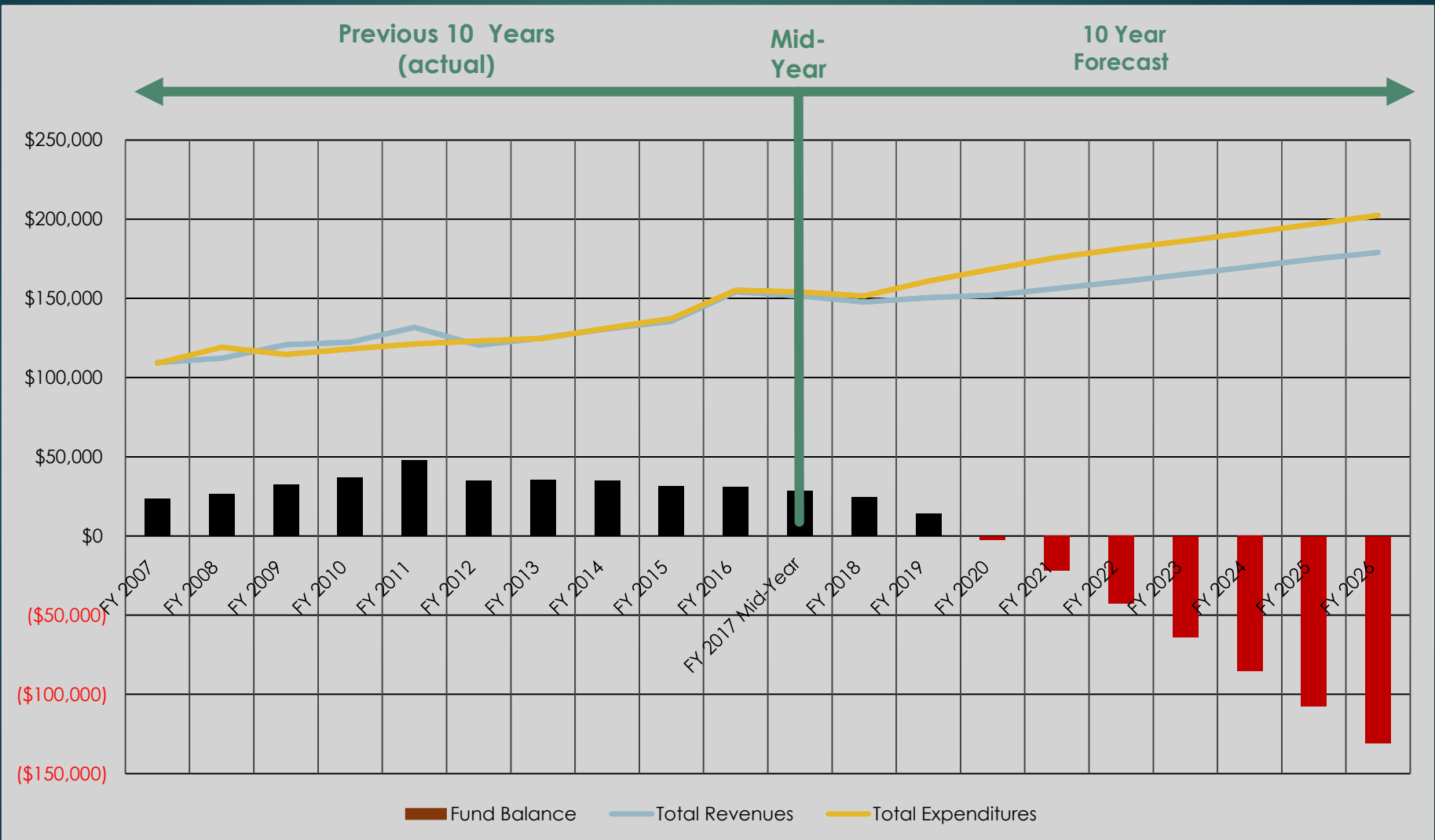
<i>in 1,000's</i>	General Fund	Measure C	All Other Funds	Total
Revenues	\$6,802	\$632	\$3,692	\$11,126
Expenditures	\$4,980	\$776	\$4,897	\$10,653

General Fund 10 Year Historical View & Forecast



FY 2016 Actual Gap = \$855K

FY 2017 Projected Gap = \$2.5M (down from \$4.4M as adopted)



The Plan: Challenges and Next Steps



- ▶ Rising cost of Salaries
- ▶ Escalating CalPERS rates – reduction of discount rate and required funding of UAL component for agencies
- ▶ Retiree Medical minimum contributions (OPEB ARC)
- ▶ Increasing Benefit costs associated with Medical & Dental
- ▶ The City will be completing an overhaul of the Plan.
Anticipated completion Summer 2017. Because of this, other than changes to PERS there were no assumption changes.

Budget Calendar



- March 7, 2017 FY 2017 Mid-year Update
- May 2, 2017 Proposed FY 2018 Operating Budget
- May 20, 2017 Work Session #1 (Saturday)
- May 23, 2017 Work Session #1 Continued (if Needed)
- June 13, 2017 Work Session #2
- June 20, 2017 Public hearing on operating & capital budgets
- June 27, 2017 Adopt operating & capital budgets



Questions, Discussion & Adoption

