

Hayward Multi-Family Housing Resident Attitudes on Smoke-Free Housing






Key Findings of a Citywide Survey Conducted May 2-July 25, 2025



**Public Health
Department**

Alameda County Health

Survey Methodology

Dates	May 2-July 25, 2025
Survey Type	Dual-mode Survey
Research Population	Hayward Multi-Family Housing Residents
Total Interviews	361
Margin of Sampling Error	±5.2% at the 95% Confidence Level
Contact Methods	 Telephone Calls  Email Invitations  Text Invitations
Data Collection Modes	 Telephone Interviews  Online Interviews
Languages	English, Spanish, & Chinese

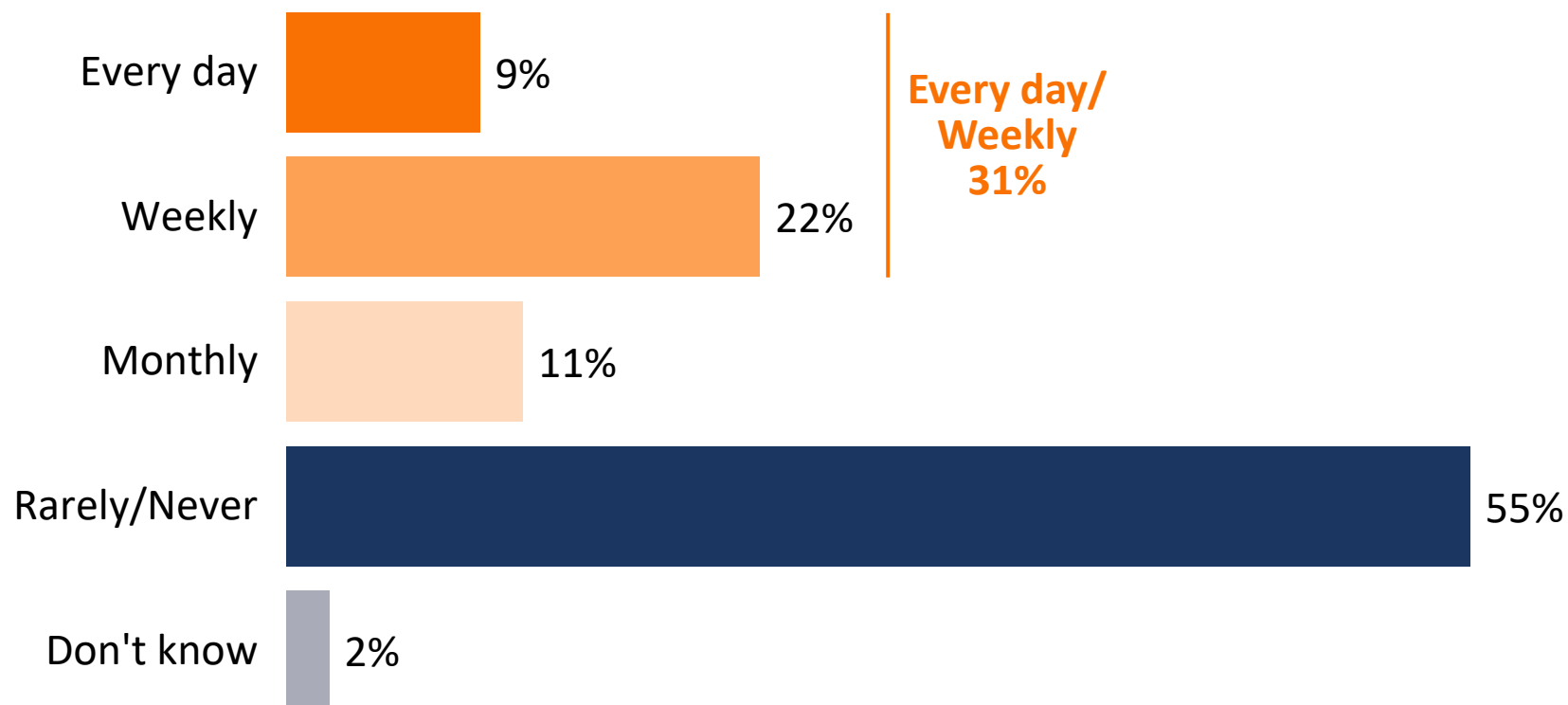
(Note: Not All Results Will Sum to 100% Due to Rounding)



Issue Context

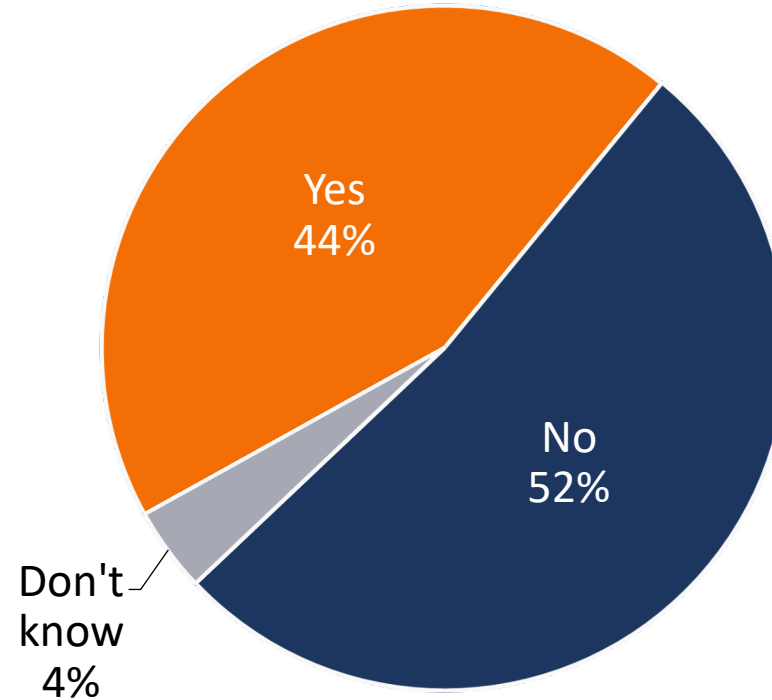
One-third of Hayward residents notice secondhand smoke in their homes at least weekly.

How frequently do you notice secondhand smoke drifting into your home?



More than two in five say they are exposed to secondhand smoke in common areas.

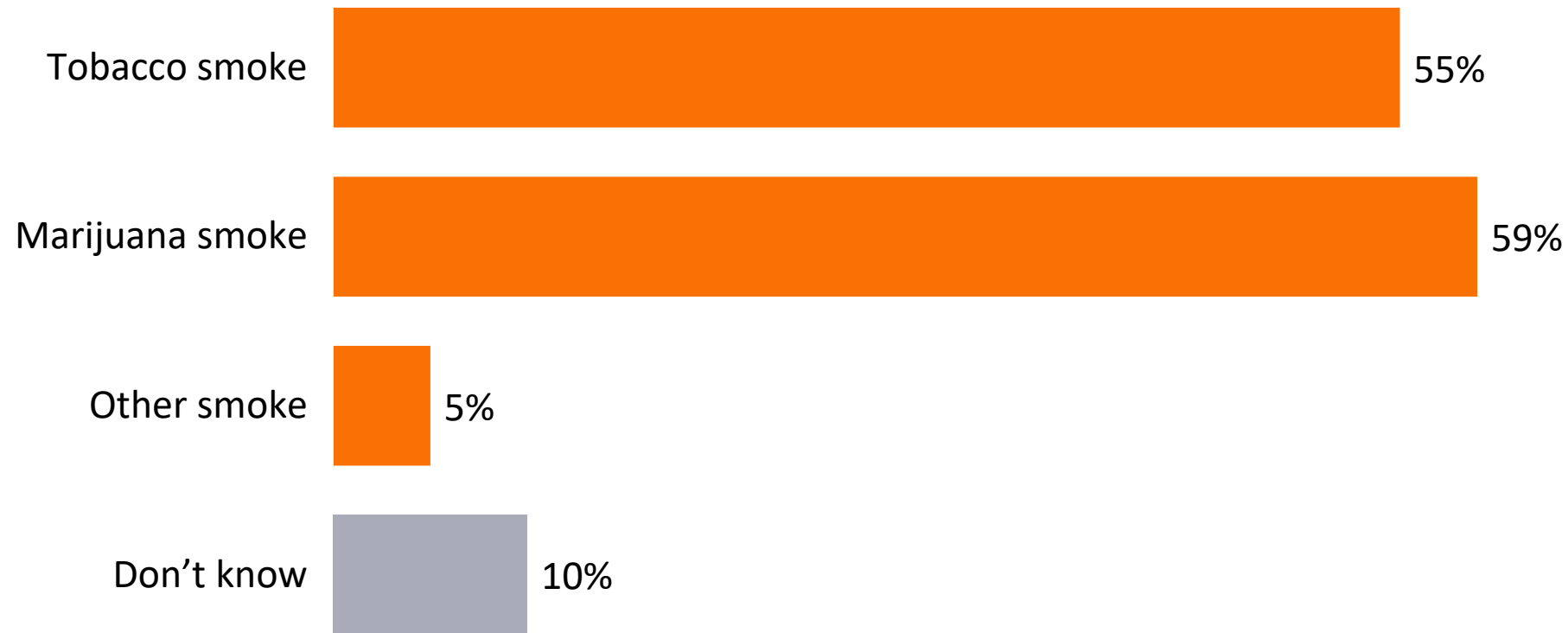
Have you been exposed to secondhand smoke in common areas where you live, such as the laundry room, elevator, stairs, courtyard, lobby, or balcony?



Residents are primarily exposed to tobacco and marijuana smoke.

What type of smoke drifts into your home?

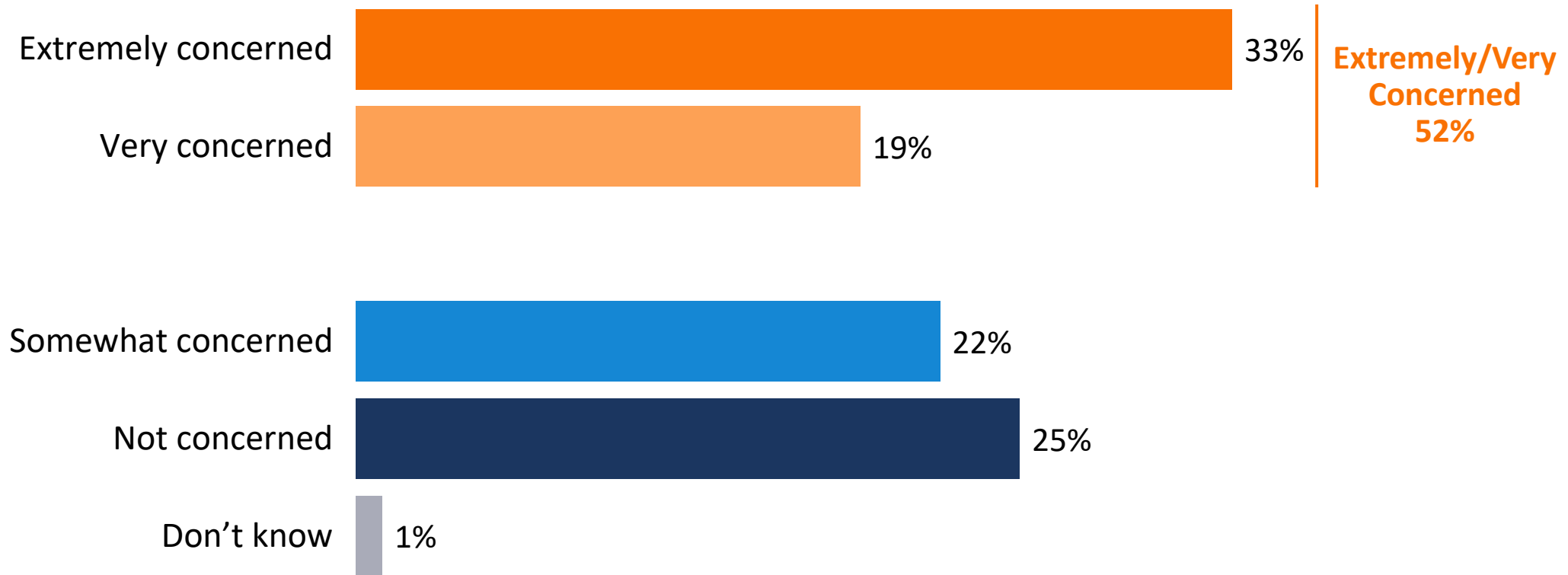
(Asked if Smoke Drifts Into Home Only; Multiple Responses Accepted; n=231)



A majority of those who experience secondhand smoke in their homes are extremely or very concerned about it.

How concerned are you about the secondhand smoke that drifts into your home?

(Asked if Smoke Drifts Into Home Only; n=231)

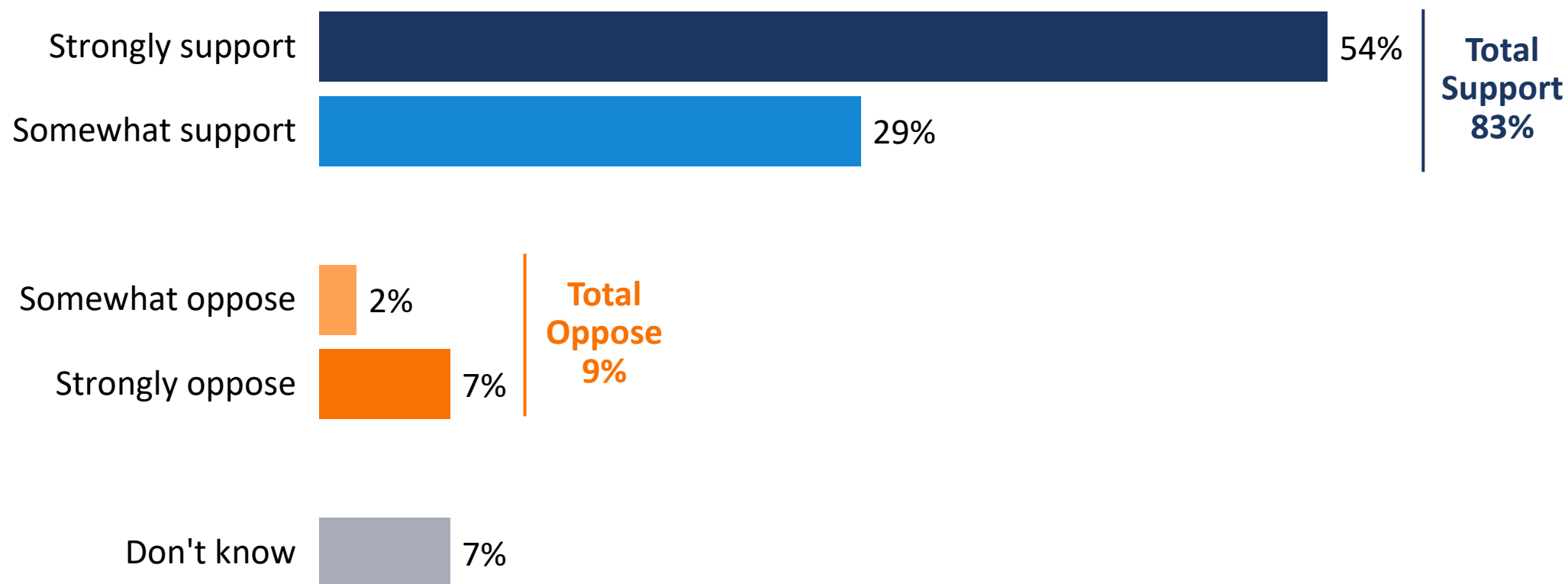




Attitudes Towards Multi-Unit Housing Protections

Four in five support the city taking action to protect multi-unit housing residents from secondhand smoke.

Would you support or oppose your city government taking action to protect people who live in multi-unit housing from secondhand smoke?



Majority support cuts across gender, age, and ethnicity.

Demographic Group	Total Support	Total Oppose	Don't Know	N-Size (% of Sample)
All Residents	83%	9%	7%	361 (100%)
Gender				
Men	76%	13%	11%	173 (48%)
Women	89%	6%	4%	185 (51%)
Age				
18-49	86%	8%	6%	202 (56%)
50-64	77%	13%	10%	94 (26%)
65+	86%	7%	7%	59 (16%)
Race/Ethnicity				
White Residents	82%	12%	6%	56 (16%)
Latino Residents	80%	11%	9%	137 (38%)
African American Residents	81%	15%	4%	43 (12%)
Asian/Pacific Islander Residents	89%	4%	8%	112 (31%)
All Residents of Color	83%	9%	8%	302 (84%)

Those frequently experiencing secondhand smoke are particularly supportive.

Demographic Group	Total Support	Total Oppose	Don't Know	N-Size (% of Sample)
Residence				
Homeowners	93%	2%	5%	161 (45%)
Renters	76%	15%	9%	193 (53%)
Noticed Secondhand Smoke				
Weekly+	93%	6%	1%	113 (31%)
Few Times a Month	87%	4%	10%	41 (11%)
Rarely/Never	78%	11%	10%	200 (55%)
Has a Medical Condition Made Worse by Secondhand Smoke				
Yes	92%	3%	5%	140 (39%)
No	79%	11%	10%	206 (57%)
At Risk Age Groups				
Under 6	84%	4%	12%	51 (14%)
6-18	92%	5%	3%	95 (26%)
60+	87%	7%	6%	137 (38%)
Marijuana Smoker				
Yes	77%	15%	8%	85 (24%)
No	87%	6%	6%	263 (73%)

Three-fourths support requiring all units to be 100% smoke- and vape-free.

Here are a list of policies that may be considered in Hayward to protect people citywide who live in multi-unit housing, like apartments, condos, duplexes, and townhomes, from secondhand smoke. **These policies would apply to all forms of smoke, including tobacco products and marijuana.**

Please indicate if you strongly support, somewhat support, somewhat oppose, or strongly oppose it.

■ Strongly Support ■ Somewhat Support ■ Don't Know ■ Somewhat Oppose ■ Strongly Oppose

Total Support **Total Oppose**

Requiring common areas, such as laundry rooms, entryways, elevators, mailrooms, and courtyards to be 100% smoke-free and vape-free, including tobacco products and marijuana



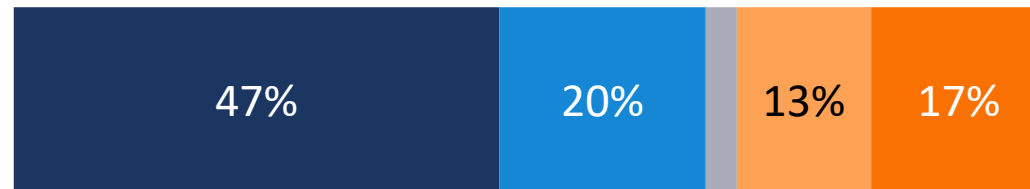
90% **10%**

Requiring all units to be 100% smoke-free and vape-free, including tobacco products and marijuana



73% **25%**

Requiring that private balconies and patios be 100% smoke-free and vape-free, including tobacco products and marijuana



67% **29%**



Conclusions

Conclusions

- Secondhand smoke is a prevalent problem, with a third of Hayward residents noticing secondhand smoke in their homes at least weekly. Close to half of residents say they are also exposed to secondhand smoke in common areas. Residents say the secondhand smoke in their homes is mainly coming from marijuana and tobacco products.
- A majority of those who experience secondhand smoke in their homes are extremely or very worried about it.
- Four in five support their city taking action to protect residents who live in multi-family residences from secondhand smoke. Three-fourths support action requiring all units to be 100% smoke- and vape-free.
- Majority support cuts across gender, age group, and ethnicity, and is strongest among homeowners, those who experience secondhand smoke most frequently, and those with medical conditions.



Public Health Department

Alameda County Health

Tobacco Control Program

Contact Person: Tamiko Johnson
TCP@acgov.org