

CITY OF  
HAYWARD

HEART OF THE BAY

Interdisciplinary Working Group on Homelessness,  
Hunger, Housing and Street Behaviors

June 9, 2015



# Interactive Map of Services

**Homelessness Resources**  
Homelessness Resources in Alameda County

g+ f t w

Made with Google My Maps

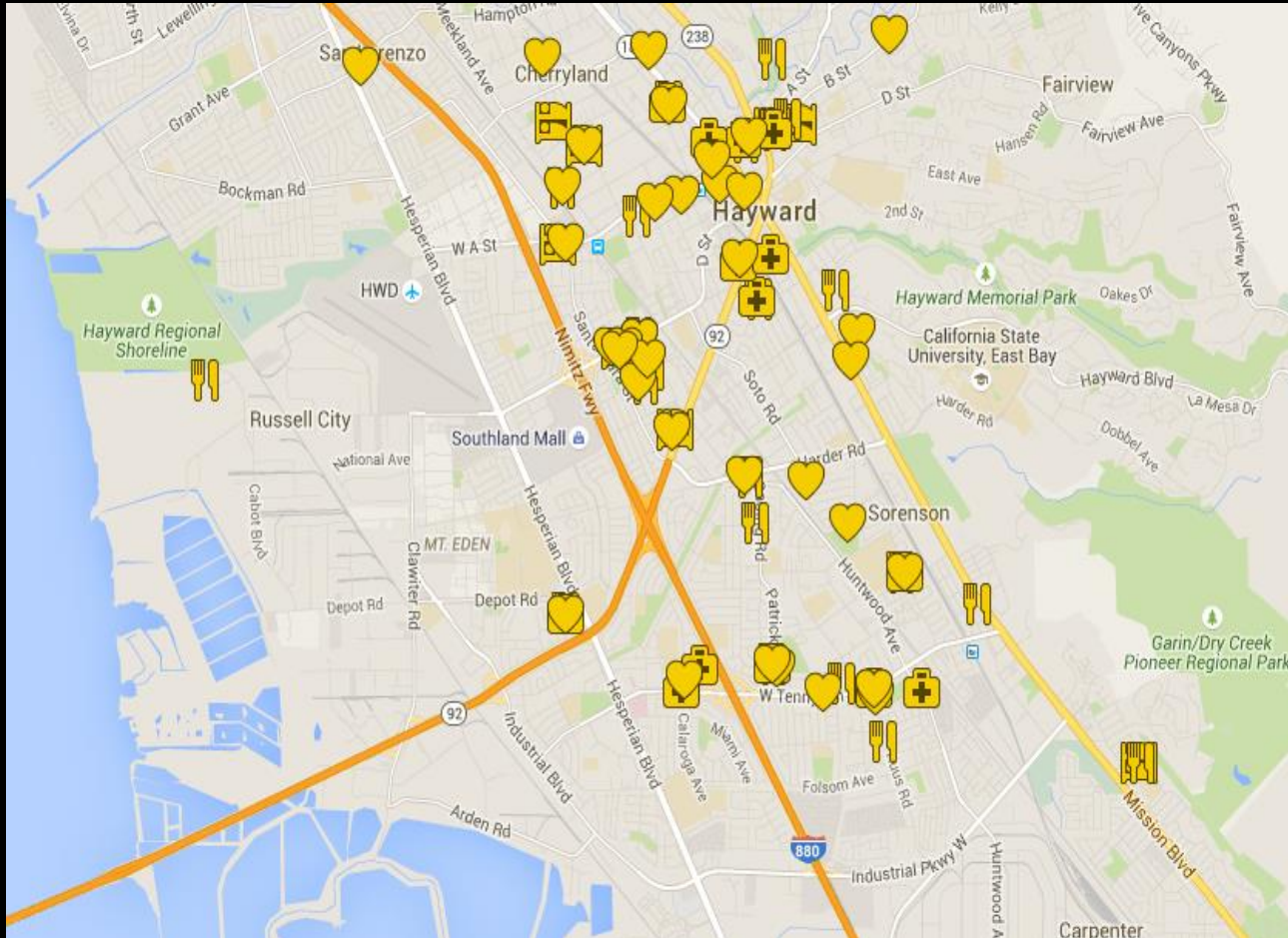
- Alameda County
  - Alameda County
- City of Hayward
  - City of Hayward
- Food Access
  - All items
- Homeless Shelters
  - All items
- Legal Advocacy
  - All items
- Medical Services
  - All items
- Support Services
  - All items
- Transitional Housing
  - All items
- Affordable Housing
  - All items

The map displays various service locations across Hayward, CA, including Ashland, Castro Valley, San Lorenzo, Russell City, Southland Mall, Sorenson, and Fairview. Services are represented by icons: a purple house for homeless shelters, a yellow fork and knife for food access, a purple star for legal advocacy, a yellow heart for support services, a yellow house with a purple star for transitional housing, and a yellow house with a purple star and a purple house for affordable housing. Major roads like I-580, I-880, and I-92 are also visible.

[bitly.com/homeless-resources](https://bitly.com/homeless-resources)



# Hayward Services Emergency Shelters



[bitly.com/homeless-resources](https://bitly.com/homeless-resources)

## Homelessness Resources

Homelessness Resources in Alameda County



Made with Google My Maps

Public Safety / Emergency Respo...

All items

Emergency Shelter

All items

Food Access

All items

Medical Services

All items

Permanent Supportive Housing

All items

Public Restrooms

All items

Support Services

All items

Transitional Housing

All items

Private Restrooms

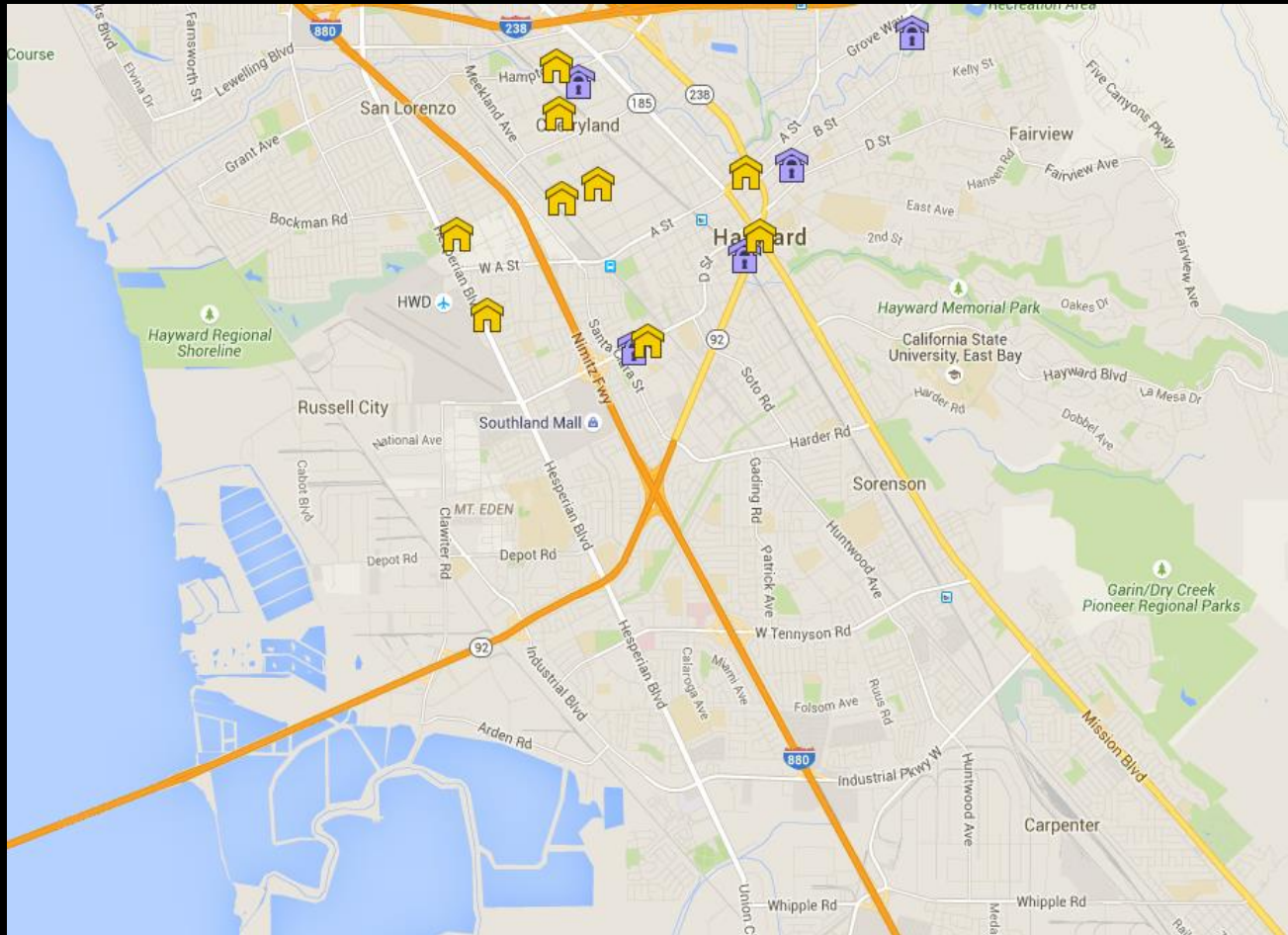
All items

Affordable Housing

All items



# Transitional /Permanent Supportive Housing



[bitly.com/homeless-resources](http://bitly.com/homeless-resources)

Homelessness Resources  
Homelessness Resources in Alameda County



Made with Google My Maps

Public Safety / Emergency Respo...

All items

Emergency Shelter

All items

Food Access

All items

Medical Services

All items

Permanent Supportive Housing

All items

Public Restrooms

All items

Support Services

All items

Transitional Housing

All items

Private Restrooms

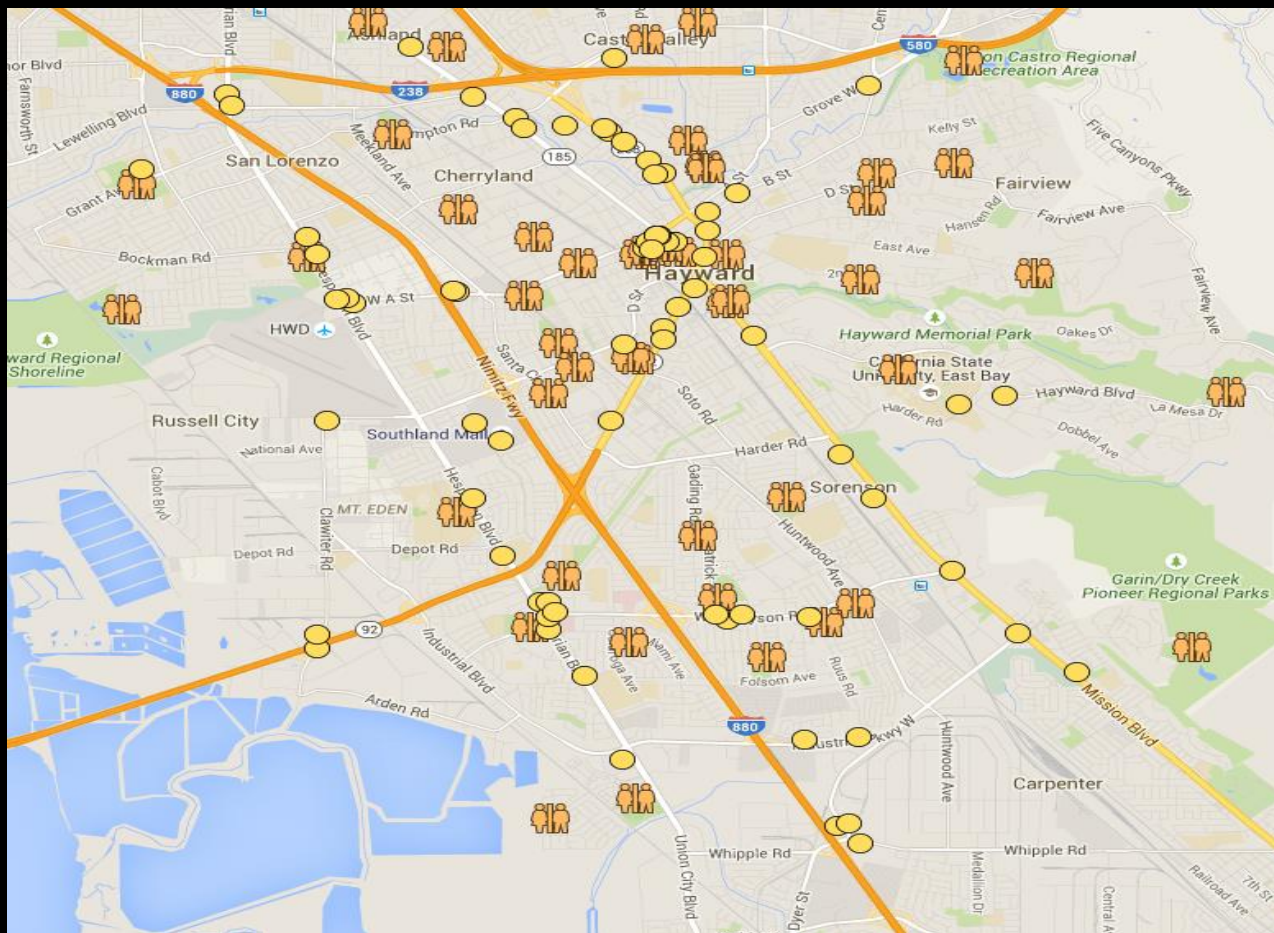
All items

Affordable Housing

All items



# Public and Private/Commercial Restrooms



[bitly.com/homeless-resources](https://bitly.com/homeless-resources)

Homelessness Resources  
Homelessness Resources in Alameda County



Made with Google My Maps

- Public Safety / Emergency Respo...  
All items
- Emergency Shelter  
All items
- Food Access  
All items
- Medical Services  
All items
- Permanent Supportive Housing  
All items
- Public Restrooms  
All items
- Support Services  
All items
- Transitional Housing  
All items
- Private Restrooms  
All items
- Affordable Housing  
All items



# Chronic Homelessness

## Definition

- Experienced homelessness for a year or longer,
- OR who has experienced at least four episodes of homelessness in the last three years,
- AND has a disability

## Alameda County

- 931 chronically homeless individuals
- 17% drop over 2 years, 27% drop over 10 years
- 22% of Alameda County's homeless population
- 82% are unsheltered



# Veteran Homelessness

## Alameda County 2013

- 492 homeless veterans in Alameda County
- 11.5% of Alameda County's homeless population
- 50% are aged 51 or older
- 70% have substance abuse issues
- Operation Vets Home is a multiagency collaborative focused on rehousing veterans and providing wrap around services throughout Alameda County



# Family Homelessness

## Alameda County 2013

- 462 homeless families with children
- 32% of Alameda County homeless population, down from 56% in 2003
- 753 children aged 17 or under, 106 unsheltered
- Abode will house 20 families utilizing Hayward's Emergency Solution Grant in 2015-2016





# Single Adult Homelessness

## Alameda County 2013

- 2,912 single adult homeless individuals
- 15% are transitional aged youth (435)
- 6% increase in unsheltered homeless over 2 years
- 12% decrease in unsheltered over 10 years
- Rate of homelessness in Alameda County is equal to San Mateo and Marin Counties, despite having nearly double the poverty rate



# “Hidden Homeless”

## Definition

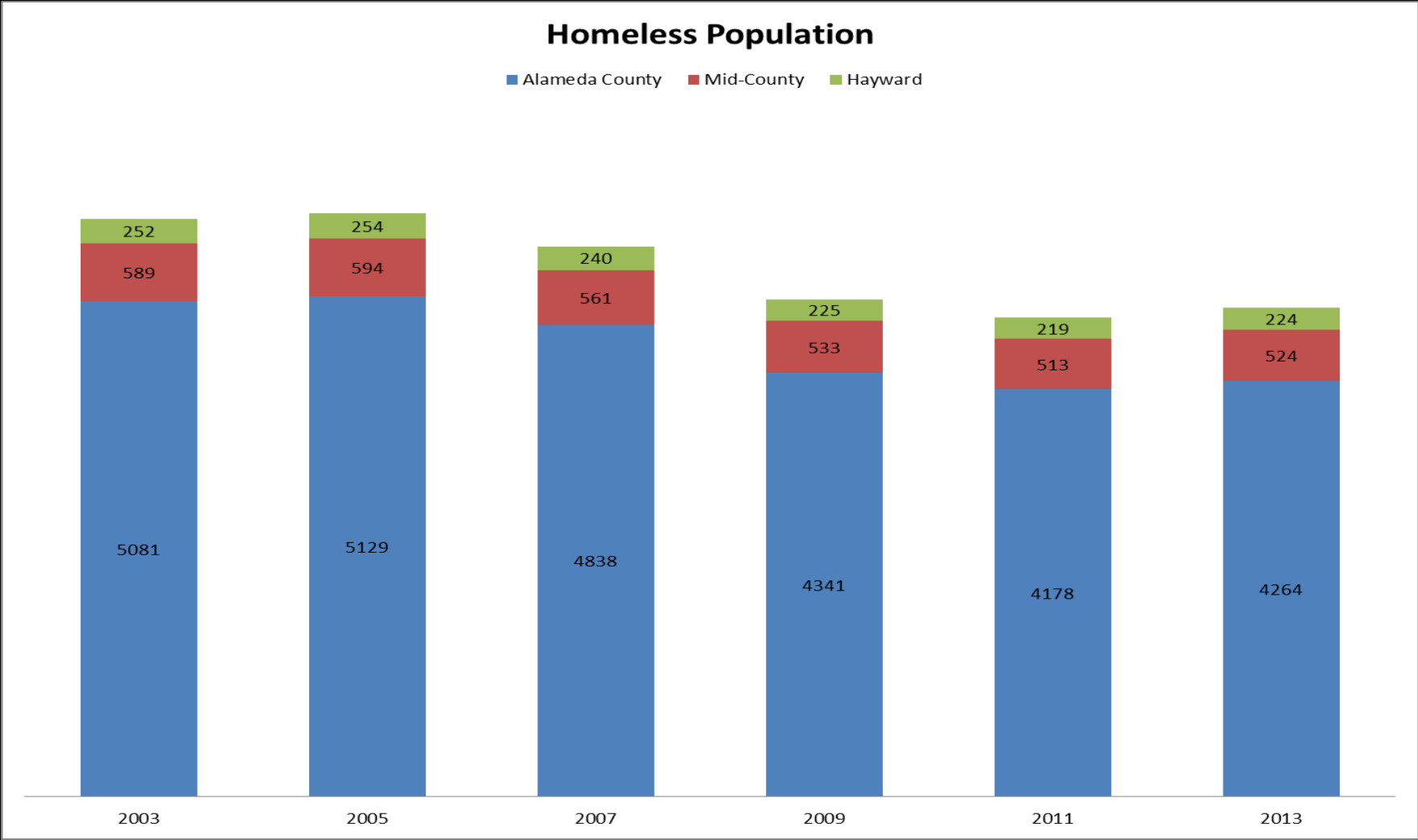
Individuals or families living temporarily with a friend or relative, in a motel or facing eviction within seven days.

## Alameda County 2013

- 168% increase in “hidden homeless” from 2003 to 2009 (1,134 to 3,042).
- Children are the most increased hidden homeless subpopulation
- Hidden homeless families have less than half the average monthly income as sheltered homeless, indicating a lack access to mainstream income support



# Alameda County Homeless Count 2013



## San Rafael Downtown Streets Team

- Utilizes a “Work-First Model”
- 295 individuals housed
- 303 job placements
- 75% reduction in panhandling
- Positive results
- [www.Streetsteam.org](http://www.Streetsteam.org)



## Palo Alto Opportunity Center

- 88 units of permanent housing utilizing vouchers
- Supportive Services include:
  - case management
  - meals
  - medical/dental services
  - transportation services
- <http://www.ivsn.org/services/family-services/opportunity-services-center/>



## Seattle, WA – Nyer Urness House

- Opened in 2013, housing for 80 individuals in one location
- Medical clinic on site
- 410% increase in EMS response in surrounding neighborhood
- 91% increase in police calls to surrounding neighborhood



## Columbus, OH

- In April 2010, a centralized point of access for single homeless adults was opened, modeled on a facility
- In 2012 it switched to a phone based virtual diversion and shelter intake process due to encampments around the facility
- 2013 Community Shelter Board funding went mainly to supportive service and transitional housing. Less than 15% went to permanent supportive or rapid rehousing
- Columbus has seen an increase in homelessness since 2013 – 79% increase in families, 11% increase in veterans



## **Santa Clara County**

- Santa Clara County commissioned a comprehensive study of the taxpayer cost of homelessness
- The study cost \$200,000 and was funded by the county
- Home Not Found: The Cost of Homelessness in Silicon Valley was recently released and tracked more than 104,000 homeless from 2007 to 2012
- \$520 million annual cost to the county, 53% healthcare related
- Services to 2,800 individuals cost \$83,000 each per year





## **Working Group Findings: Strengths**

- HFD, HPD and Maintenance Department resources
- EveryOne Home collaboration and resources
- Business and faith community
- HMIS System and data available
- City Council support
- Evidence based practices and examples
- Interdisciplinary Working Group
- Strong providers currently working in Hayward community



## Working Group Findings: Gaps

- Affordable Housing
- Transitional Age Youth Services
- Transportation
- Funding Resources
- Outreach Services – Mental Health and Clinicians
- Mental Health Services Follow Up
- Shelter for Single Men, Women and Teens



## **Working Group Findings: Opportunities**

- Housing Resource Center
- Current political will and environment
- Education regarding services currently available
- Non-traditional funding sources
- Multi-jurisdictional collaboration and county working group
- Gap analysis
- Buy in by local business and faith communities
- Back office collaboration – shared administrative costs



# NEXT MEETING

Hayward City Council  
Work Session  
July 21, 2015  
7:00pm  
Hayward City Hall

