

## Hayward Navigation Center Update

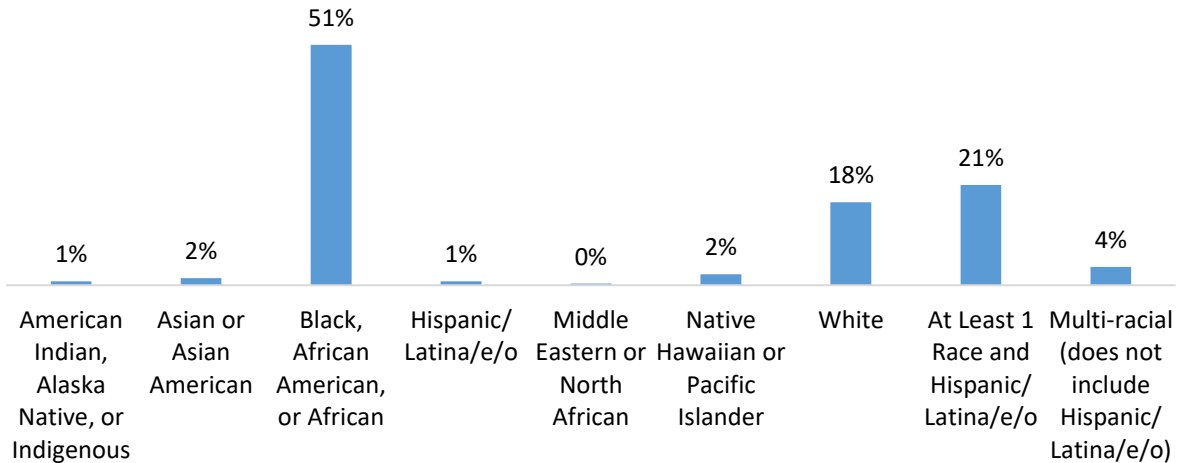
### Total Served

Since opening in November of 2019, 594 individuals have received services at the Hayward Navigation Center (HNC), including 64 residents on-site as of the end of October 2024.

### Demographics

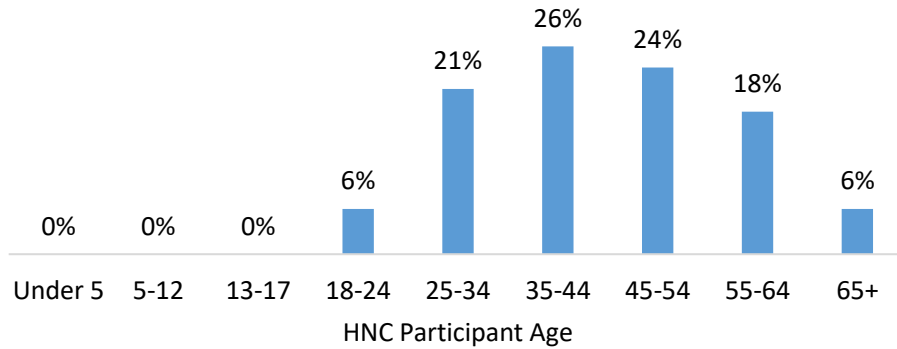
Across all HNC participants (current and exited), a majority are Black, African American, or African (n=305, 51%) followed by Multiracial (n=148, 25%). A majority of HNC participants identified as non-Hispanic/non-Latinx (n=455, 77%).

**Racial and Ethnic Breakdown,  
Hayward Navigation Center (n=594)**



Across all HNC Participants (current and exited) a majority are between 35 years old and 44 years old (n=156) and 89% (n= 527) of participants are between 35 years old and 64 years old.

**Age Breakdown,  
Hayward Navigation Center (n=594)**



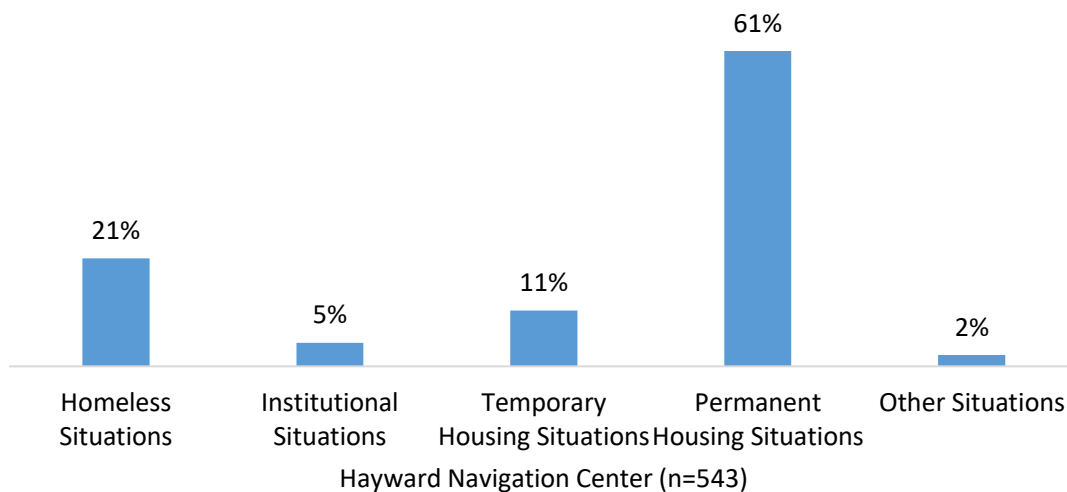
Across all HNC Participants (current and exited):

- 61% (n=361) identify as male and 39% (n=232) identify as female.
- 66% (n=394) reported one or more disabling physical or mental conditions.
- 56% (n=334) are chronically homeless.
- 56% (n=331) had experienced homelessness four or more times in the past three years.

**Exits**

Across all exits from the HNC (n=543), a majority were to permanent housing (n= 333, 61%), followed by exits to homeless situations (n=114 or 21%). Homeless situations are defined as 1) an emergency shelter, including hotel or motel paid for with emergency shelter voucher, or Runaway and Homeless Youth-funded Host Home shelter; or 2) a place not meant for habitation (e.g., a vehicle, an abandoned building, bus/train/subway station/airport or anywhere outside). Of the 114 exits from the HNC to homeless situations, 66% (n=76) were to a place not meant for habitation.

**Hayward Navigation Center Exits**



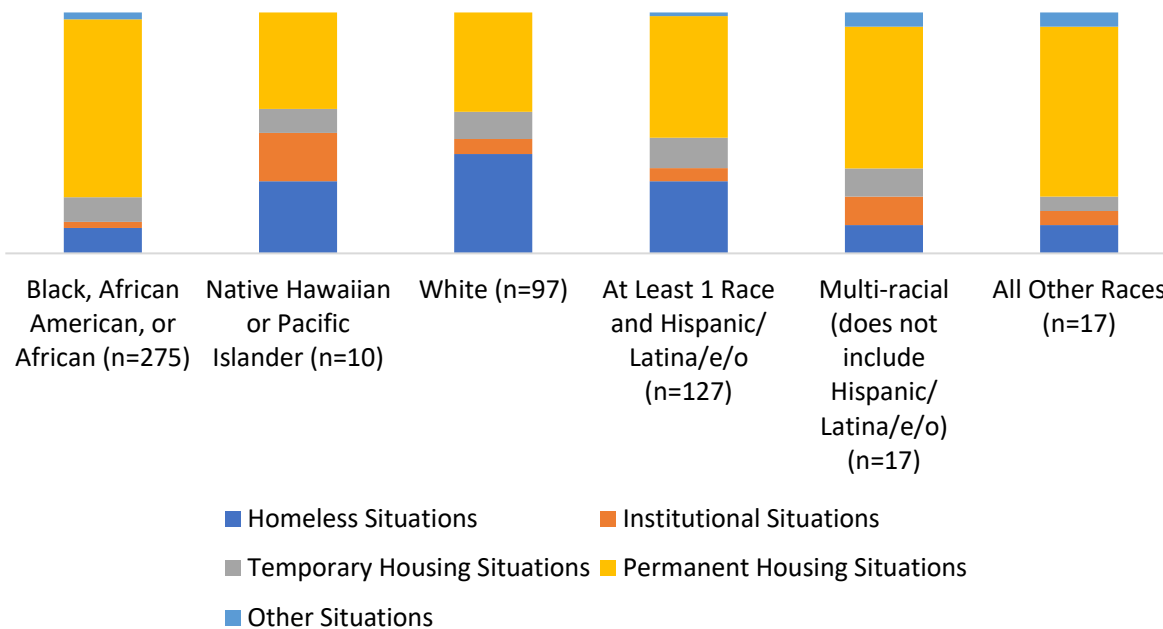
### Equity Analysis

Hayward, like the rest of Alameda County, continues to see disproportionately higher rates of homelessness among Black and African American residents compared to the total population. While 2024 PIT Count data for Alameda County has not yet been fully reported, according to the 2022 Point-in-Time (PIT) count, 29% of all surveyed homeless individuals in Hayward are Black or African American, compared to just 10% of the total population. Hayward also saw disproportionately higher rates of homelessness among Native Hawaiian/Other Pacific Islanders compared to the total population (10% and 2%, respectively).

In recognizing this disproportionality, disaggregated exit data for Black/African American/African participants can be found below. Disaggregated exit data for Native Hawaiian/Other Pacific Islander has not been included as the sample size is too small to report without being identifiable.

While there is a disproportionately higher rate of Black residents at the HNC, a higher percentage of Black residents exit the HNC to permanent housing situations. Permanent housing is defined as stable, long-term housing where a person or household can reside indefinitely. This includes living with friends or family, rental (with or without subsidy), or owning (with or without subsidy).

**Hayward Navigation Center Exit Destination Type by Race**



Black and African American (74%) and all other races (71%) had the highest percentage of exits into permanent housing. Native Hawaiian or Pacific Islander (40%), and White (41%) participants had the lowest percentage of exits into permanent housing. Of the three racial categories that had the lowest rates of exiting into permanent housing, White (n=40, 41%) participants had the highest rate of exits into homeless situations.

Staff will monitor for 2024 PIT count updates and will evaluate demographic trends as soon as detailed reports are available.