

**SPECIAL JOINT MEETING OF THE
CITY COUNCIL AND
HAYWARD PUBLIC FINANCE
AUTHORITY BOARD**

JUNE 20, 2023

PRESENTATIONS

ITEM #1

APPT 23-002

Hayward Youth Commission

HAYWARD YOUTH COMMISSION



CITY COUNCIL MEETING
June 20, 2023

Miriam Lens, City Clerk



HAYWARD YOUTH COMMISSION

Confirming the Appointments and Reappointment of HYC Members (APPT 23-002)

- Ten Voting Members
- Eleven Alternate Members
- Six Continuing Members

**ANNUAL
RECRUITMENT
(March 9 - May 19)**

OUTREACH

City Newsletter – The Stack

2023 Hayward Youth Commission Conference

Earth Day Poster & Writing Contest Distribution List

PeachJar

Schools

Facebook

Twitter

NextDoor

Instagram

Tennyson High School Career Day

HUSD Website and Communications

Cinco de Mayo Celebration

HAYWARD YOUTH COMMISSION

RECRUITMENT

- Fifty-nine applications
- Forty-nine interviews

HYC INTERVIEW PANEL

City of Hayward



Hayward Council Members

- Council Member Ray Bonilla Jr.

HUSD



HUSD Board Directors

- Board Trustee Sara Prada
- Board Clerk Joe Ramos

HARD



HARD Board Directors

- Board President Rick Hatcher
- Board Director Sara Lamnin

HYC Advisors



- Ivan Padilla (COH)
- Maya Hernandez (HUSD)
- Vicente Zuniga (HARD)

VOTING MEMBERS (10)

VOTING MEMBER	SCHOOL	SUCCEEDS	TERM EXPIRES
Leila Angelic Aviado	All Saints Catholic School	Diego F. Barcenas	6/30/2025
Mateo Emiliano Barajas	Anthony Ochoa Middle School	Alessandra Eiras	6/30/2025
Josue Samuel Barrera (*)	Martin Luther King Jr. Middle School	Rachel M. Fryer	6/30/2025
Alexa Natalia C. Fernandez	Winton Middle School	Harnoor Gill	6/30/2025
Cliantha Gerez	Mt. Eden High School	Athena Caelyn Herrera	6/30/2025
Zoe Nakadama Kyama (*)	Anthony Ochoa Middle School	Arianna Mendoza	6/30/2025
Baylun Shaktipat Perkins	Silver Oak High School	Isabelle Anne E. Milanes	6/30/2025
Niki S. Shiva	Impact Academy of Arts & Technology	Anna Tran	6/30/2025
Michelle Villalobos	Martin Luther King Jr. Middle School	Vanna Van	6/30/2025
Jeremiah Sage Wong	The Athenian School	Savanna J. Wong	6/30/2025

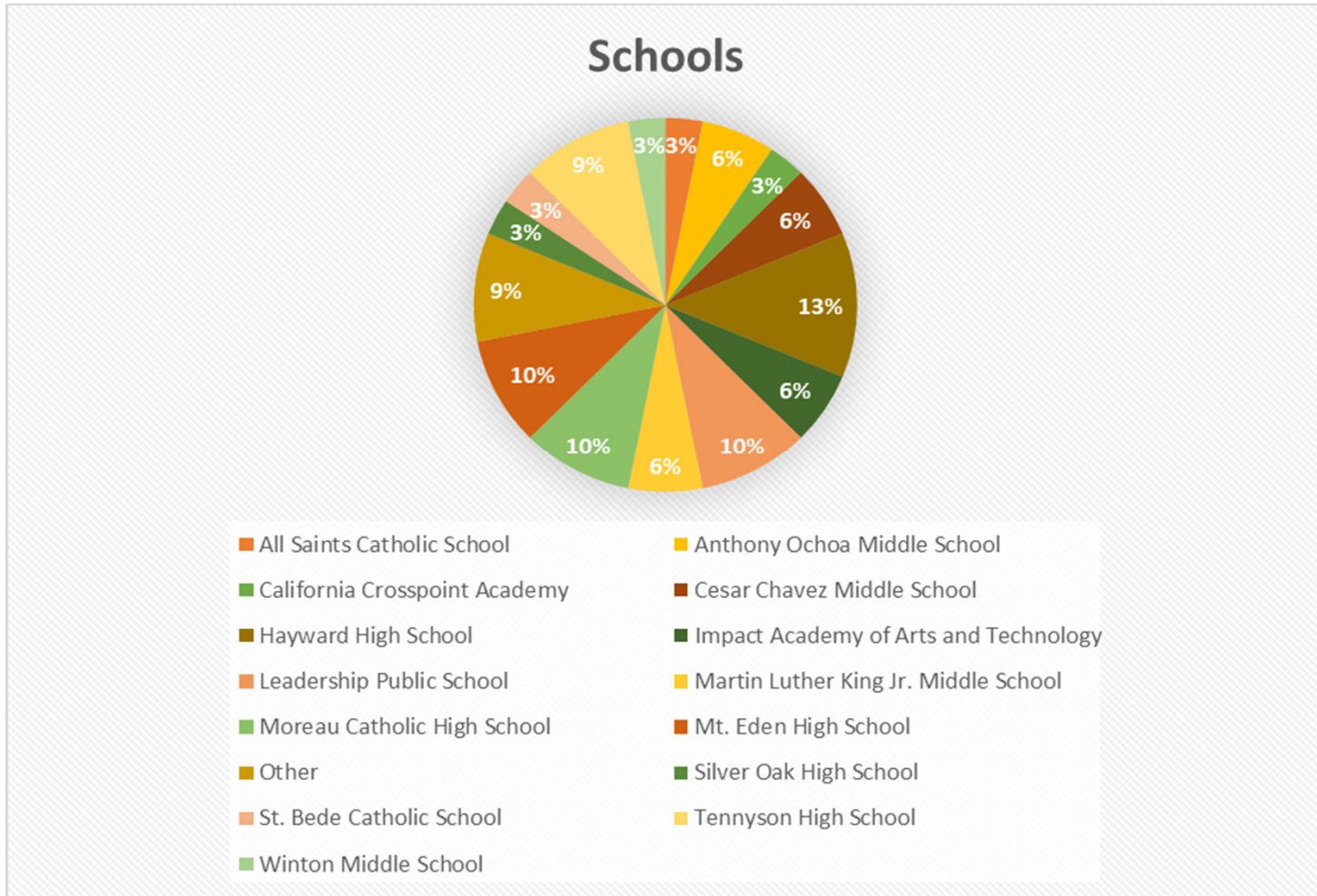
ALTERNATE MEMBERS (11)

MEMBER	SCHOOL	TERM EXPIRES
Jeffrey Alexander Haman	Redwood Christian MSHS	6/30/2024
Ruby Kumar	James Logan High School	6/30/2024
William Lim	California Crosspoint Academy	6/30/2024
Bailee Ng Ly	Cesar Chavez Middle School	6/30/2024
Itzel Aleea Mohammed	Mt. Eden High School	6/30/2024
Riyah Moore	Tennyson High School	6/30/2024
Edward Thomas Nguyen	St. Bede Catholic School	6/30/2024
Temiloluwa O. Ogunkanmi	Leadership Public School	6/30/2024
Julia Patel	Cesar Chavez Middle School	6/30/2024
Jesus Alejandro Reynoso	Hayward High School	6/30/2024
Kashish Mehak Vinayak	Tennyson High School	6/30/2024

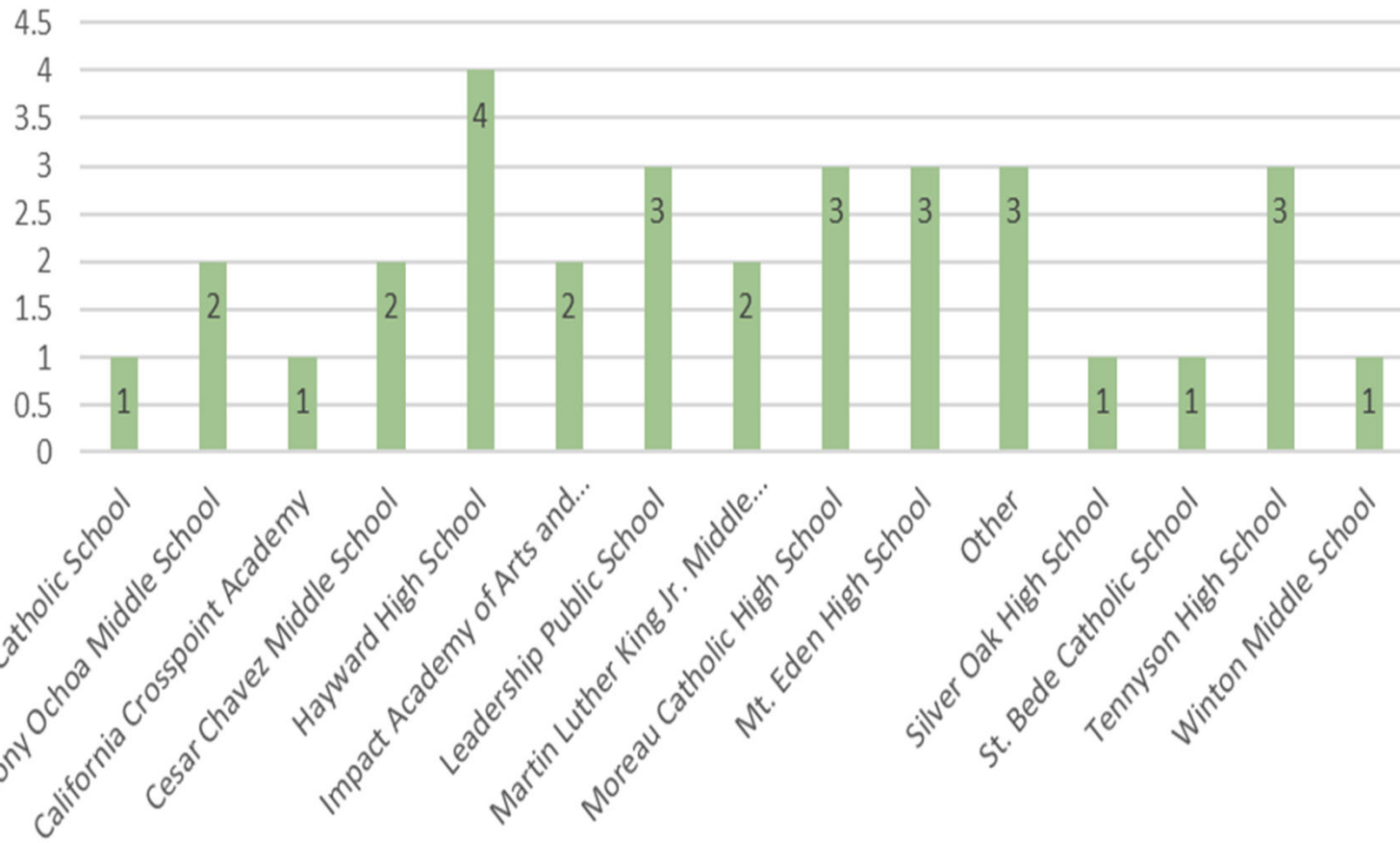
REAPPOINTED MEMBERS (6)

VOTING MEMBER	SCHOOL	TERM EXPIRES
Sophia Araujo	Chabot College	6/30/2025
Phylis A. Essandoh	Hayward High School	6/30/2025
Samiksha Ligan	Hayward High School	6/30/2025
James Mira	Moreau Catholic High School	6/30/2025
Sharana Sabesan	Impact Academy	6/30/2025
Ronak Sharma	Leadership Public School	6/30/2025

2023 HYC (32 Members)



2023 HYC (32 Members)



OTHER –
Hayward Residents Attending
Other Schools:
Chabot College
James Logan High School
The Athenian School

HAYWARD YOUTH COMMISSION

RECOMMENDATION

- Questions for Staff
- Public Comments
- Recommendation: Adopt a Resolution Confirming the Appointment to the Hayward Youth Commission of ten (10) voting members, eleven (11) alternate members, and six (6) continuing members.

HAYWARD YOUTH COMMISSION

OATH OF AFFIRMATION

Administered to newly appointed and reappointed members.

ITEM #16

PH 23-026

Utility Rate Adjustments

City of Hayward

Recommended Water, Sewer, and Recycled Water Rates and Connection Fees (Public Hearing)

Alex Ameri, Director of Public Works
June 20, 2023





Water Rate Overview

- Pay for purchase and distribution of water
 - Service Fee - fixed
 - Water Usage Charge – variable, based on amount of water used
- Financial Drivers
 - Wholesale Water Purchase Costs
 - Capital Replacement Fund
 - Reserve Funding

Recommendation: 10% increases in FY24 and FY25

Monthly Bill Impacts – Water

Customer	Avg CCF	Current	Proposed FY 2024	\$ Change	% Change	Proposed FY 2025	\$ Change	% Change
Single Family	6	\$55.84	\$61.45	\$5.61	10%	\$67.63	\$6.18	10%
Multifamily per unit								
<i><10 units</i>	55	\$51.53	\$56.68	\$5.15	10%	\$62.36	\$5.68	10%
<i>50+ units</i>	371	\$69.07	\$75.98	\$6.91	10%	\$83.59	\$7.61	10%
Commercial								
<i>Small</i>	34	\$245.95	\$270.69	\$24.74	10%	\$297.97	\$27.28	10%
<i>Medium</i>	53	\$390.12	\$429.35	\$39.23	10%	\$472.60	\$43.25	10%
Industrial	666	\$5,324.47	\$5,860.81	\$536.34	10%	\$6,450.88	\$590.07	10%



Water Costs for Everyday Activities

- 1 load of laundry: 21¢
- 8 minute shower: 16¢
- 1 toilet flush: 2¢
- 1 gallon of drinking water: 1¢

Sewer Rate Overview



- Rates pay for collection, treatment, and disposal of wastewater
 - Residential – three tiers (Standard, Economy, Lifeline)
 - Non-residential – based on water usage and wastewater strength
- Financial Drivers
 - Operating & Maintenance Costs
 - Capital Replacement Fund
 - Reserve Funding

Recommendation: 7% increases in FY24 and FY25

Current and Proposed Monthly Residential Sewer Service Fees

Customer	Current	Proposed FY 2024	\$ Change	% Change	Proposed FY 2025	\$ Change	% Change
Single Family	\$38.58	\$41.29	\$2.71	7%	\$44.19	\$2.90	7%
Multifamily	\$34.34	\$36.75	\$2.41	7%	\$39.33	\$2.58	7%
Mobile Home	\$27.01	\$28.91	\$1.90	7%	\$30.94	\$2.03	7%
Economy	\$18.07	\$19.34	\$1.27	7%	\$20.70	\$1.36	7%
Lifeline	\$9.04	\$9.68	\$0.64	7%	\$10.36	\$0.68	7%

Current and Proposed Non-Residential Sewer Service Fees

Wastewater Component	Current	Proposed FY 2024	% Change	Proposed FY 2025	% Change
Volume (per ccf)	\$3.32258	\$3.45161	7%	\$3.69323	7%
CBOD ¹ (per pound)	\$0.76912	\$0.82296	7%	\$0.88057	7%
SS ² (per pound)	\$1.03367	\$1.10603	7%	\$1.18346	7%

1. CBOD = carbonaceous biochemical oxygen demand

2. SS = suspended solids

Recycled Water Overview

- Pay for purchase and distribution of recycled water
 - Service Fee – fixed
 - Recycled Water Usage Charge – variable, based on usage

**Recommendation: 35% increase in FY24 and
10% increase in FY25**



Proposed Connection Fees

	Water Facilities Fee	Sewer Connection Fee	Recycled Water Connection Fee
Calculated	23% Increase	102% Increase	425% Increase
Staff Recommendation	10% Increase	25% Increase	10% Increase

City's last connection fee update was in 2012 (water), 2011 (sewer), and 2019 (recycled water to match water fee)

Public Outreach and Response

- Public hearing notices sent to all property owners, tenants, and bill payers of record (Proposition 218 only requires notification of owners)
- Proposed rates published twice in newspaper
- 30 written protest notices received as of close of business on June 19
 - › 11 cited financial hardship
 - *City responded with information on low-income discount for water service charge*
 - › The rest provided no specific reason
- Council cannot adopt rates if protests are received from a majority of property owners (about 19,000 protests)
- Proposed connection fee information distributed to developers, Building Industry Association, and the Chamber of Commerce Government Relations Council

Schedule

Public Hearing and Council action on rates: June 20


Bill insert notification: August and September 2021

Effective dates:

- › Utility Rates: October 1, 2023 & October 1, 2024
- › Connection Fees: September 1, 2023

Public Hearing Format

1. Council Questions
2. Open Public Hearing
3. Council Discussion and Action



Recommendation: That the Council adopts resolutions amending the Master Fee Schedule and approving the proposed water, sewer, and recycled water rates and connection fees and finding the action is exempt from CEQA review.

References





Introduction

- Staff reviews the need for water, sewer, and recycled water rate and connection fee adjustments and presents findings & recommendations to Council
- Council held a work session on April 18
- Proposed utility rate information distributed to property owners, tenants, and bill payers on May 5 (over 63,000 notices mailed)
- Proposed connection fee information distributed to developers, Building Industry Association, and the Chamber of Commerce Government Relations Council
- This public hearing is to consider customer feedback and proposed FY 2024 and FY 2025 water, sewer, and recycled water rates and connection fees

Proposed Bi-Monthly Water Meter Charges

Meter Size	Current FY 2023	Proposed FY 2024	Proposed FY 2025
Low Income	\$11.28	\$12.41	\$13.65
5/8"	\$32.22	\$35.45	\$39.00
3/4"	\$44.96	\$49.46	\$54.41
1"	\$70.45	\$77.50	\$85.25
1 1/2"	\$134.16	\$147.58	\$162.34
2"	\$210.61	\$231.68	\$254.85
3"	\$452.70	\$497.97	\$547.77
4"	\$809.46	\$890.41	\$979.46
6"	\$1,663.14	\$1,829.46	\$2,012.41
8"	\$3,574.36	\$3,931.80	\$4,324.98
10"	\$5,358.18	\$5,894.00	\$6,483.40

Proposed Bi-Monthly Fire Service Charges

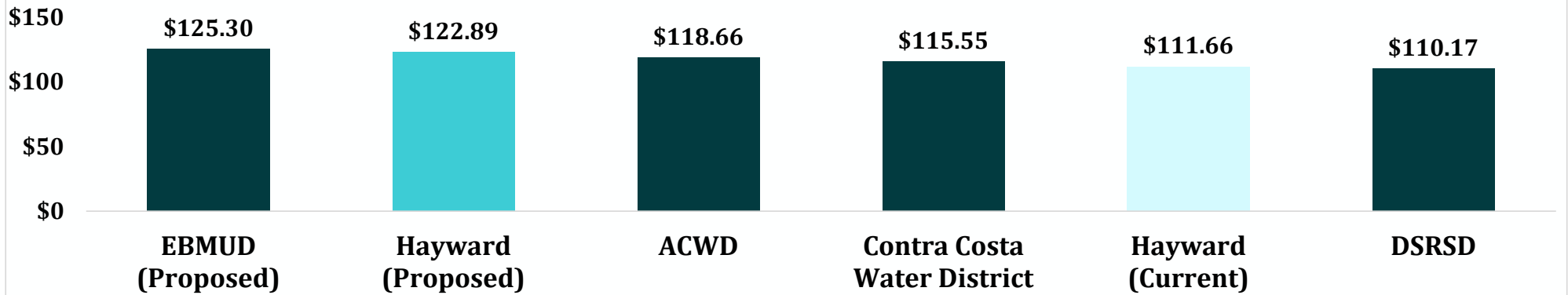
Fire Line Diameter	Current FY 2023	Proposed FY 2024	Proposed FY 2025
Low Income	\$6.85	\$7.54	\$8.30
5/8"	\$6.85	\$7.54	\$8.30
3/4"	\$6.93	\$7.63	\$8.40
1"	\$7.14	\$7.86	\$8.65
1 1/2"	\$7.89	\$8.68	\$9.55
2"	\$9.20	\$10.12	\$11.14
3"	\$13.90	\$15.29	\$16.82
4"	\$21.99	\$24.19	\$26.61
6"	\$51.01	\$56.12	\$61.74
8"	\$101.08	\$111.19	\$122.31
10"	\$176.39	\$194.03	\$213.44

Proposed Bi-Monthly Water Usage Rates

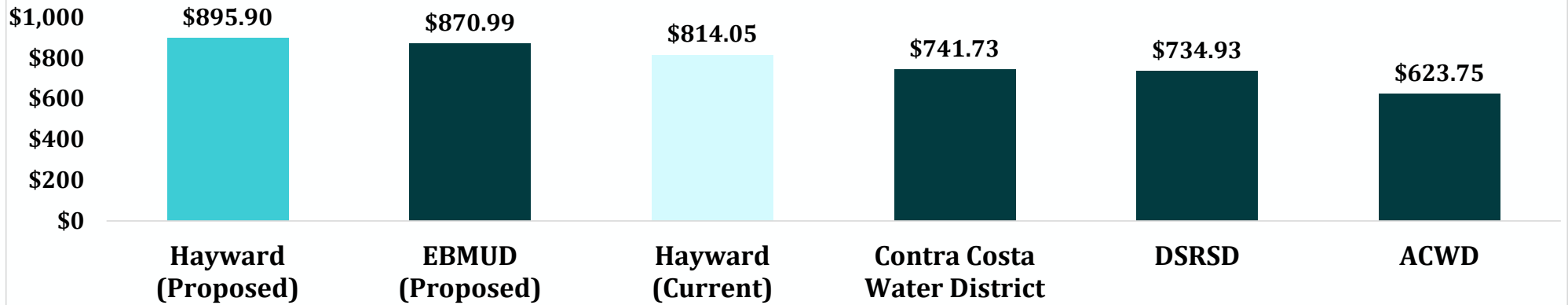
Customer Class	Bi-Monthly Tiers (ccf)	Current FY 2023	Proposed FY 2024	Proposed FY 2025
Residential				
Tier 1	8	\$6.23	\$6.86	\$7.55
Tier 2	18	\$7.40	\$8.14	\$8.96
Tier 3	18+	\$9.09	\$10.00	\$11.00
Commercial / Industrial				
Tier 1	110	\$6.76	\$7.44	\$8.19
Tier 2	110+	\$7.94	\$8.74	\$9.62
Irrigation				
Tier 1	170	\$8.00	\$8.80	\$9.68
Tier 2	170+	\$10.18	\$11.20	\$12.32
Hydrant	Uniform	\$7.53	\$8.29	\$9.12

Water Bill Comparisons – Local Agencies

Single Family Residential Bill for 12 ccf (Local Non-SFPUC Agencies)

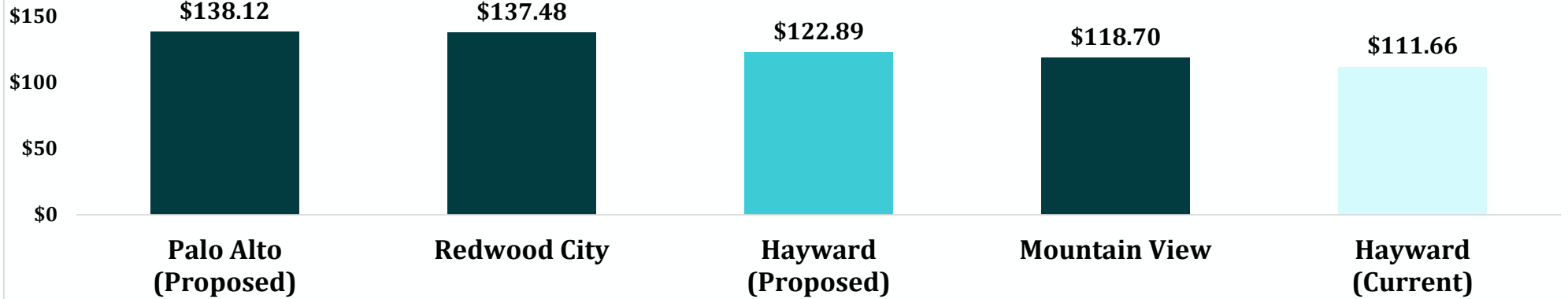


Commercial Bill for 110 ccf (Local Non-SFPUC Agencies)




Water Bill Comparisons – SFPUC Customers

Single Family Residential Bill for 12 ccf (SFPUC Wholesale Agencies)



Commercial Bill for 110 ccf (SFPUC Wholesale Agencies)



Proposed Bi-monthly Residential and Industrial Sewer Rates

Residential Customers	Current FY 2023	Proposed FY 2024	Proposed FY 2025
Standard Residential	\$77.16	\$82.57	\$88.35
Multi-Family (charge per unit)	\$68.68	\$73.49	\$78.64
Mobile Home (charge per unit)	\$54.02	\$57.81	\$61.86
Economy (5 to 8 units of metered water usage)	\$36.14	\$38.67	\$41.38
Lifeline (0 to 4 units of metered water usage)	\$18.08	\$19.35	\$20.71

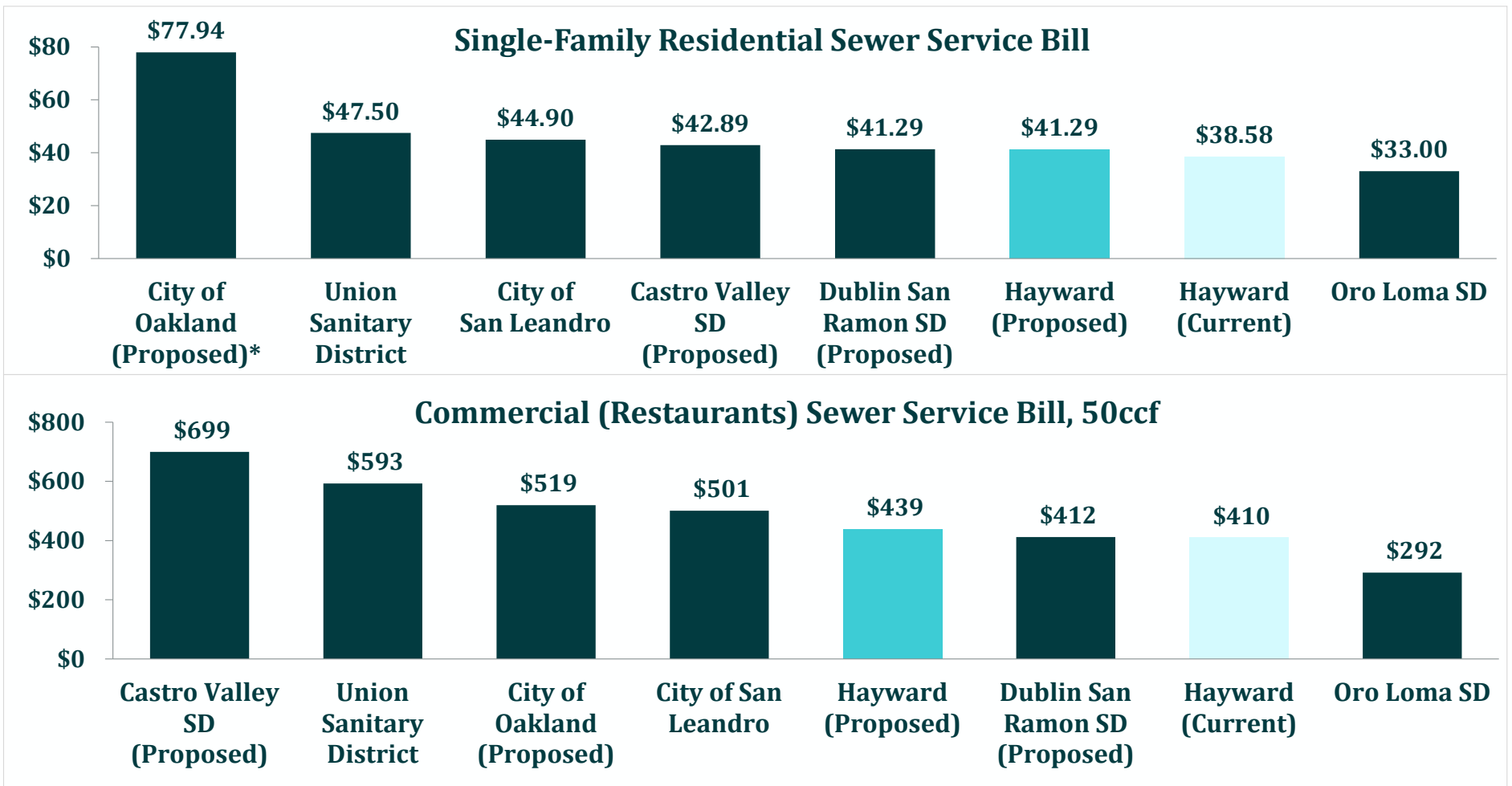
Critical Users	Current FY 2023	Proposed FY 2024	Proposed FY 2025
Volume – Cost per 100 cubic feet	\$3.32	\$3.56	\$3.81
CBOD – Cost per pound	\$0.77	\$0.83	\$0.89
Suspended Solids – Cost per pound	\$1.03	\$1.11	\$1.19

Proposed Non-Residential Sewer Rates*

Coded Users	Current FY 2023	Proposed FY 2024	Proposed FY 2025
With Irrigation Meters			
Eating Places (w/o grease interceptor)	\$11.80	\$12.63	\$13.52
Commercial Laundry	\$7.04	\$7.54	\$8.07
Eating Places (w/ grease interceptor)	\$9.11	\$9.75	\$10.44
Other Domestic Strength Users - Commercial/Institutional/Govt	\$6.97	\$7.46	\$7.99
Without Irrigation Meters			
Eating Places (w/o grease interceptor)	\$10.62	\$11.37	\$12.17
Commercial Laundry	\$6.33	\$6.78	\$7.26
Eating Places (w/ grease interceptor)	\$8.20	\$8.78	\$9.40
Other Domestic Strength Users - Commercial/Institutional/Govt	\$6.28	\$6.72	\$7.20

*Other Non-Residential rates are included in staff report

Sewer Bill Comparison

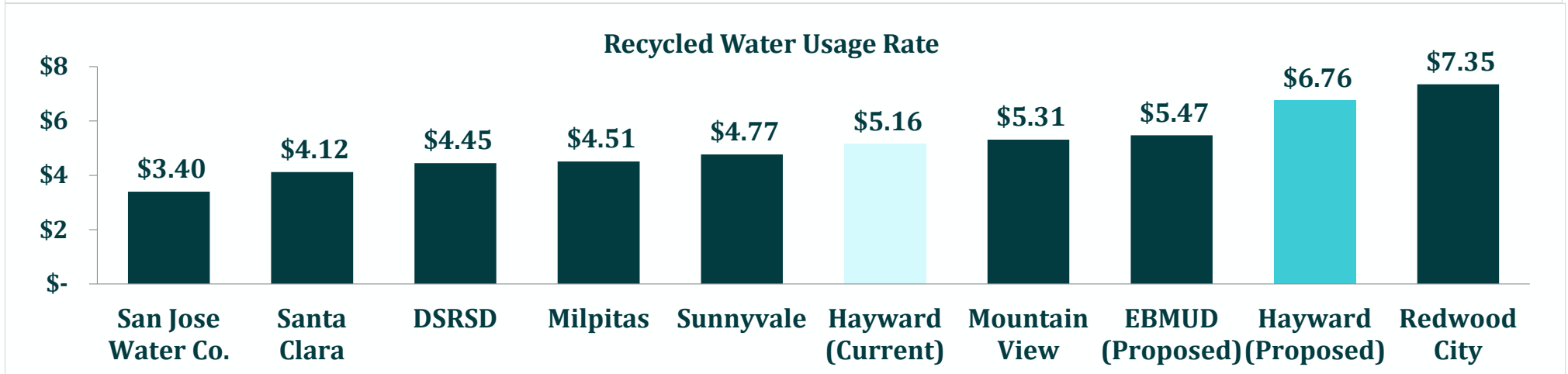
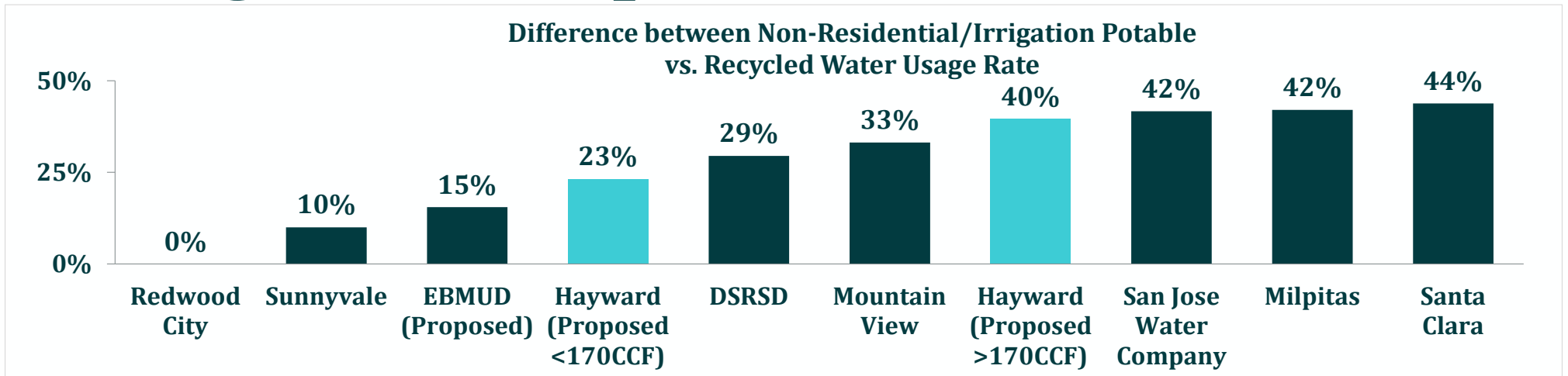


* Includes proposed EBMUD treatment charges (\$31.64) & City of Oakland collection charges (\$46.30)

Recycled Water Proposed Rates

Recycled Water Rates	Current FY 2023	Proposed FY 2024	Proposed FY 2025
Bi-Monthly Meter Charge			
5/8"	\$32.00	\$35.45	\$39.00
3/4"	\$43.51	\$49.46	\$54.41
1"	\$65.91	\$77.50	\$85.25
1 1/2"	\$144.31	\$147.58	\$162.34
2"	\$254.00	\$231.68	\$254.85
3"	\$641.00	\$497.97	\$547.77
4"	\$1,269.80	\$890.41	\$979.46
6"	\$2,240.00	\$1,829.46	\$2,012.41
Usage Charge (\$/ccf)			
All Recycled Water Usage	\$5.16	\$6.76	\$7.44

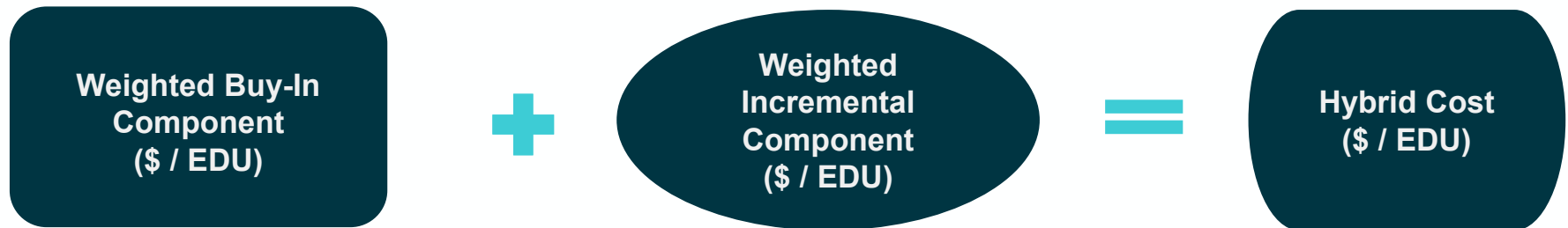
Usage Rate Comparison



Facilities and Connection Fees



Hybrid Method (Water and Sewer)



- Focuses on the summation of existing capacity and any necessary expansion to serve growth
- Typically used where some capacity is available, but additional expansion is necessary to accommodate new growth
- Capital costs associated with repair and replacement of the existing system should not be included in the calculation

Capacity Buy-In Method (Recycled Water)



- Focuses on additional capacity provided by improvements planned to accommodate growth
- Agency calculates charge based on amount of capacity needed to serve specific development coming online
- Used for recycled water since it is a new system and Master Plan is planned for next year

Proposed Water Connection Fees

Connection Fees	Current	Calculated	Staff Recommended
5/8"	\$6,484	\$7,964	\$7,133
3/4"	\$9,730	\$11,946	\$10,703
1"	\$16,210	\$19,910	\$17,831
1 1/2"	\$32,420	\$39,820	\$35,662
2"	\$51,870	\$63,712	\$57,057
3"	\$103,740	\$139,370	\$114,114
4"	\$162,100	\$250,866	\$178,310
6"	\$324,200	\$517,660	\$356,620
8"	\$518,720	\$1,114,960	\$570,592
10"	\$745,660	\$1,672,440	\$820,226

Proposed Sewer Connection Fees

Connection Fees	Current	Calculated	Staff Recommended
Single Family	\$7,700	\$15,530	\$9,625
Multi-Family (89% of SFR)	\$6,853	\$13,822	\$8,567
ADU (40% of SFR)	\$6,853	\$6,212	\$3,850
Commercial, Industrial, All Other			
Per gpd of discharge	\$21.508	\$43.380	\$26.885
Per lb per year of cBOD	\$8.527	\$17.198	\$10.659
Per lb per year of SS	\$9.173	\$18.501	\$11.467
Minimum	\$7,700	\$15,530	\$9,625

Proposed Recycled Water Connection Fees

Connection Fees	Current	Calculated	Staff Recommended
5/8"	\$6,484	\$34,056	\$7,133
3/4"	\$9,730	\$51,084	\$10,703
1"	\$16,210	\$85,140	\$17,831
1 1/2"	\$32,420	\$170,280	\$35,662
2"	\$51,870	\$272,448	\$57,057
3"	\$103,740	\$595,980	\$114,114
4"	\$162,100	\$1,072,764	\$178,310
6"	\$324,200	\$2,213,640	\$356,620

Connection Fees Comparison

Agency	Water Connection Fee (1" meter)
Palo Alto	\$6,250
ACWD	\$8,556
Mountain View	\$12,206
Hayward (Current)	\$16,210
Hayward (Proposed)	\$17,831
EBMUD (1)	\$41,580
Contra Costa Water District	\$60,085
DSRSD (2)	\$129,928

(1) Water Connection Fee for Region 2, Castro Valley Area

(2) DSRSD Water Capacity Fee includes fee for both water distribution services and Zone 7 water treatment services.

Agency	Sewer Connection Fee (Single Family Residential)
EBMUD (3)	\$2,950
City of San Leandro	\$4,393
Hayward (Current)	\$7,700
Hayward (Proposed)	\$9,625
Palo Alto	\$10,500
Union Sanitary District	\$10,755
Castro Valley Sanitary District	\$15,518
DSRSD	\$17,669

(3) EBMUD Sewer Connection Fee for Treatment Services only

ITEM #17

LB 23-027

*Military Equipment Use
Policy*

Hayward Police Department

2023 AB481 Military Equipment Annual Report to Council

June 20, 2023



Purpose

- Provide information regarding Assembly Bill No. 481.
- Present the Hayward Police Department's FY 2023 AB No. 481 Annual Report, including the funding, acquisition, and use of the equipment considered "Military equipment."
- Discuss future acquisitions needed to continue to provide vital public safety services to our community.

Background

- AB No. 481, which became effective on January 1, 2022, was created to address transparency issues in the funding, acquisition, and use of law enforcement equipment that lawmakers have designated as “military equipment.”
- AB No. 481, codified in Government Code section(s) 7070 through 7075, **requires law enforcement agencies to obtain approval of the applicable governing body (City Council), by adoption of a written Military Equipment Use Policy, via ordinance**, at a public hearing, before law enforcement agencies may take certain actions relating to the funding, acquisition, or use of military equipment, as defined by the legislature.
- Once approval is granted, AB No. 481 **requires law enforcement agencies to submit an annual Military Equipment Use Report to the City Council**, summarizing the use of each type of equipment, complaints received, internal audits and information about violations of the Military Equipment Use Policy, the cost of military equipment, and other similar information.
- On an annual basis, **the City Council must review the Military Use Policy and ordinance as well as the Military Equipment Use Report and vote on whether to renew the ordinance.**

Use of “Military Equipment”

Below is a list of HPD’s “Military Equipment” and usage (July 2022 – March 2023):

1. Robot – 3
2. UAS – 70
3. Armored Personnel Carrier – 9
4. Command Vehicle – 3
5. Noise Flash Diversionary Device – 12
6. Chemical Agents “Tear Gas” – 1

The following listed “Military Equipment” were not utilized during this reporting period:

Breaching Apparatus/Shotgun Slugs, Carbine Rifles, H&K MP5 and H&K PDW Entry Rifle, PWS MK216-LE Precision Rifle, Remington 700 Long Rifle, Pepper Powder Less Lethal Launcher, Specialty Impact Munitions Systems and Munitions, Specialty Ammunition.

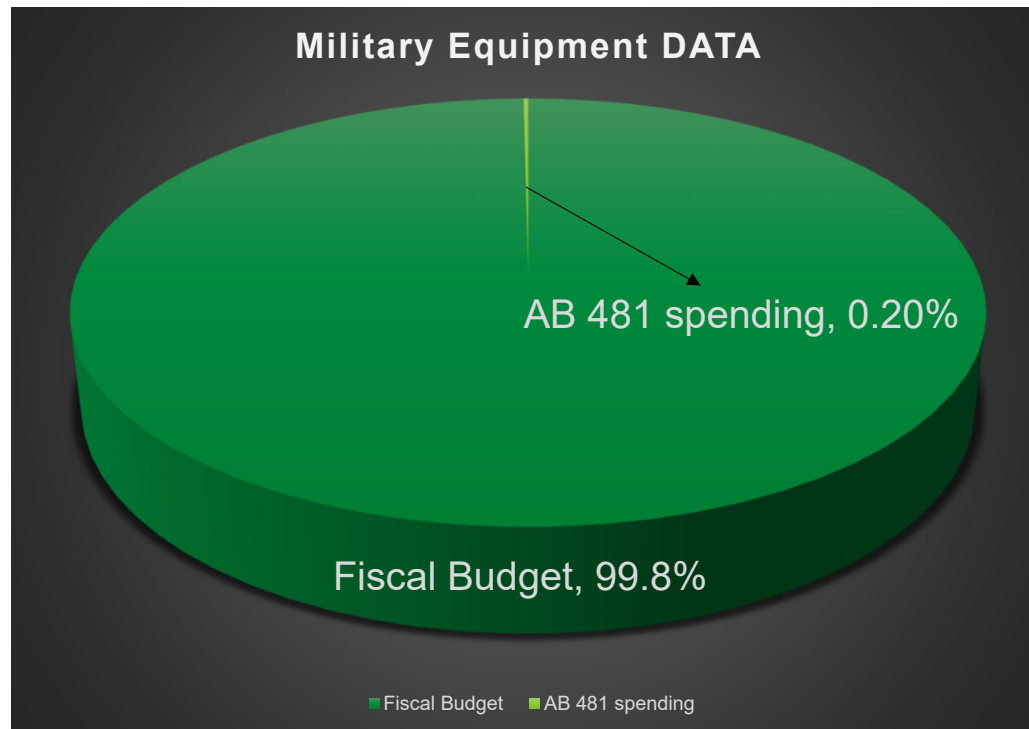
Costs

#	Equipment	Acquisition	Training	Maintenance
1	Robot	\$0	\$0*	\$792
2	UAS	\$0	\$0	\$4,420.53
3	Armored Personnel Carrier	\$0	\$0*	\$1,050
4	Command and Control Vehicle	\$0	\$0*	\$840
5	Breaching Apparatus/Shotgun Slugs	\$0	\$0*	\$0
6	Carbine Rifles	\$0	\$0*	\$3,900
7	H&K MP5 and H&K PDW Entry Rifle	\$0	\$0*	\$0
8	PWS MK216-LE Precision Rifle	\$0	\$0*	\$0
9	Remington 700 Long Rifle	\$0	\$0*	\$0
10	Noise Flash Diversionary Device	\$1,291	\$0*	\$0
11	Chemical Agents "Tear Gas"	\$0	\$0*	\$0
12	Pepper Powder Less Lethal Launcher	\$0	\$0*	\$0
13	Specialty Impact Munitions Systems and Munitions	\$0	\$0*	\$0
14	Ammunition	\$0	\$43,676	\$0
	TOTAL	\$1,291	\$161,399	\$11,002.53

*Total personnel costs over this period were \$117,723. This total also represents the personnel cost associated with training related to "Military equipment" denoted above with *.

**There were no Storage or Transportation costs associated with owning/possessing equipment defined as "Military equipment" per AB No. 481.

Fiscal Impact



Projected Acquisitions for FY 2024

- Some purchases and acquisitions can be anticipated
- Unanticipated replacement of existing AB No. 481 equipment may be necessary due to damage beyond that of repair, unanticipated usage, etc. (handled on a case-by-case basis depending on operational needs)
- Consumable equipment acquisitions in the next 12 months will remain consistent with current department replenishment schedules.

Consumables are as follows:

- Ammunition- all calibers
- Diversionary Devices
- Chemical Agents
- Specialty Munitions (40mm and Less Lethal Munitions)

Projected Acquisitions for FY 2024

Non-consumables are as follows:

- Robot (2) - \$32,000
- UAS (8) - \$75,000
- Armored Personnel Carrier (1) - \$400,000
- Sniper Rifles (5) - \$10,000
- Specialty Ammunition - \$50,000
- Noise Flash Diversionary Device (12 cases) - \$12,205
- Chemical Agents “Tear Gas” - \$6,749
- Specialty Impact Munitions Systems and Ammunition (6) - \$7,110


Federal 10-33 Program

- Law Enforcement Support Office (LESO) Program administered by Cal OES – referred to as the 10-33 Program
- Allows for local agencies (including HPD) to acquire equipment purchased by Dept of Defense (DoD)
 - Equipment has already been paid for by taxpayers
 - Equipment is in excess or no longer needed by DoD
 - Equipment is primarily clothing, office supplies/furniture, rescue equipment, vehicles, etc.
 - Less than 2% of statewide requests involve small arms or tactical vehicles
- **HPD does not intend to acquire weapons or tactical vehicles through this program** (would need Council approval)

Recommendation

1. Renew the City Ordinance related to the Use of Military Equipment by the HPD (**No changes**)
2. Renew HPD Policy 706 (**No changes**)
3. Approval of equipment replacement/acquisition in FY 24
4. Remain enrolled in the 10-33 (LESO) Program

Questions



ITEM #18

LB 23-018

*Community Preservation
Ordinance*

Community Preservation Ordinance Update

City of Hayward Development Services Department
Code Enforcement Division



BACKGROUND

Chapter 5, Article 7 – Community Preservation Ordinance



Information



The Community Preservation Ordinance (as summarized in the Staff Report) was initially created to respond to and address general neighborhood blight. Conditions such as graffiti, lawn parking, junk and debris and other general property nuisances were the initial focus. There are an average of 2,492 of these case types per year.

5 Year Average
2019-23

Case Percentage
70%

PROBLEM DEFINED

Adjusting To Community Needs



Fireworks



Substandard Housing



Illegal Cannabis



Building Violations



Land Use

With the increasing complexity of violations related to community preservation, the utilization of the Community Preservation Ordinance and its enforcement program has grown, contributing to an average annual increase of 32 percent (1,208 cases per year). This is primarily due to the flexibility inherent in the ordinance and the established policies. Nevertheless, in order to ensure a consistent response to these evolving requirements and address any administrative shortcomings in the current code, updates are necessary to guarantee the ongoing effectiveness of the ordinance.

PROPOSED UPDATE

Improving Ordinance Capabilities/

Expanding Definitions SEC. 5-7.10

- Fireworks
- State Housing Law
- Vacant Properties

Update Preservation Standards – SEC. 5-7.20

- Building Code Violations
- Health and Safety Code Violations
- Fireworks violations
- Consolidation on redundant standards

Identify Processes SEC. 5-7.30

- Notifications and Penalties
- Inspections and rights of entry
- Process consistency and transparency

Clarify Legal Options – SEC. 5-7.140

- Provide transparency and clarity in range of remedies available for comprehensive and flexible approach

In alignment with the City's Strategic Roadmap aimed at enhancing community safety and improving quality of life, the proposed revisions (as detailed in the provided Staff Report) to the Community Preservation Ordinance have been developed. These updates aim to address the growing range of nuisance categories, enhance the ordinance's effectiveness in combating blight and promoting livability, and bring greater clarity to the administrative procedures involved.

1. Council Questions
2. Public Comment
3. Council Discussion and Motion to introduce Ordinance

Next Steps

If the City Council introduces the ordinance, it will be brought back for adoption at a subsequent City Council meeting. The ordinance will take 30 days from the date of adoption by City Council.

ITEM #19

LB 23-029

*Refunding Certificates of
Participation*



CITY OF HAYWARD

REFINANCING OF THE 2015 CERTIFICATES OF PARTICIPATION

LIBRARY PROJECT FINANCING

NHA | ADVISORS
Financial & Policy Strategies.
Delivered.

June 20, 2023

financing Opportunity

Purpose: Reduce Bond Interest Rate

2015 Average Interest Rate 3.81%

Savings:

Current market rates generate ~**\$700,000**/year in interest savings

Market interest rates currently between 2.80% and 3.10%

ckground

The 2015 Certificates of Participation funded construction of:

21st Century Library

Community Learning Center

Plaza Improvements

Debt Issuance/Management and Disclosure Policies Update

These debt-related City policies have not been updated in almost 10 years

Refinancing process includes approval of updated Debt Issuance and Management Policy and Debt Disclosure Policy

Refinancing Process

Midnight

Council Approval
of Refinancing
and Legal
Documents



Early
September

- Council Approval
of Disclosure
Document



October

- Close
Refinancing



July-August

- Market
Assessment
- Credit Process

Mid-
September

- Lock Interest
Rates

The ask of Council tonight:

Staff is requesting authorization to work with the City's Financial Advisors and Bond Team to prepare the additional documents necessary for a refinancing of the 2015 Bonds later this calendar year to achieve significant savings year over year.

That Council adopts resolutions authorizing the refinancing.

ITEM #20

LB 23-026

*Council-Appointed
Officers'
Employment
Agreements*

**Adopt Resolutions Approving Amendments to the
Employment Agreements between the City of
Hayward and the City Attorney and City Clerk and a
Resolution Approving a New Employment
Agreement between the City of Hayward and the
City Manager and Authorizing the Mayor to Execute
the Agreements**

Presenter: Brittney Frye, Director of Human Resources

Amendments to the Council Appointed Officer Employment Agreements

Amendments Effective June 19, 2023

CLASSIFICATION	AMENDMENT	FISCAL IMPACT
City Attorney	21.9%	Approximately \$71,714 to the General Fund
City Clerk	13.89%	Approximately \$29,434 to the General Fund

New Employment Agreement July 1, 2023 through June 30, 2028 (Salary Increase Effective June 19, 2023)

CLASSIFICATION	AMENDMENT	FISCAL IMPACT
City Manager	19.9% + Increase Personal Equipment Stipend from \$450 to \$1,500/month	Approximately \$81,729 to the General Fund

* Salary increases will result in total compensation packages that will place City Attorney 4.13% above market median; City Clerk 4.4% above market median; and City Manager 4.75% above market median

Recommendation

- That Council adopts a resolution approving Amendments to the Employment Agreements between the City of Hayward and the City Attorney and City Clerk and a Resolution Approving a New Employment Agreement between the City of Hayward and the City Manager and Authorizing the Mayor to Execute the Agreements.

ITEM #21

LB 23-023

*Salary Plan
Amendment*

Adopt a Resolution Approving an Amendment to the City of Hayward Salary Plan for FY 2024

Presenter: Brittney Frye, Director of Human Resources

Amendments to the City of Hayward Salary Plan for FY24

Equity Adjustments Effective June 19, 2023

EMPLOYEE GROUP	INCREASE	FISCAL IMPACT
HAME	Equity adjustments ranging from 3% - 10% to 43 classifications	Included in the FY 2024 Proposed Operational Budget. No additional fiscal impact.
Unrepresented (Non-Executive)	Equity adjustments ranging from 3% - 5% to 10 classifications	Total Fiscal Impact: \$132,525 \$80,361 to the General Fund \$39,283 to the General Liabilities Fund \$5,899 to the Informational Technology Fund \$2,929 to the Inclusionary Housing Fund \$2,929 to the Rental Housing Fund \$561 to the Water Fund \$561 to the Sewer Fund
Local 1909	10.27%	Included in the FY 2024 Proposed Operational Budget. No additional fiscal impact.
Hayward Fire Officers Association	10.27%	Included in the FY 2024 Proposed Operational Budget. No additional fiscal impact.

Amendments to the City of Hayward Salary Plan for FY24

COLAs Effective June 19, 2023

EMPLOYEE GROUP	INCREASE	FISCAL IMPACT
HPOA	4.00%	Included in the FY 2024 Proposed Operational Budget. No additional fiscal impact.
HAME	5.00%	Included in the FY 2024 Proposed Operational Budget. No additional fiscal impact.
IFPTE, Local 21	5.00%	Included in the FY 2024 Proposed Operational Budget. No additional fiscal impact.
SEIU, Local 1021	5.00%	Included in the FY 2024 Proposed Operational Budget. No additional fiscal impact.
Unrepresented	5.00%	Included in the FY 2024 Proposed Operational Budget. No additional fiscal impact.

Amendments to the City of Hayward Salary Plan for FY24

New Classifications

CLASSIFICATION	SALARY SETTING	FISCAL IMPACT
Property, Evidence and Records Administrator	10% above Records Administrator	Included in the FY 2024 Proposed Operational Budget. No additional fiscal impact.

Salary Adjustments

CLASSIFICATION	SALARY ADJUSTMENT	FISCAL IMPACT
Deputy Fire Chief	10.27% effective 6/19/2023	Included in the FY 2024 Proposed Operational Budget. No additional fiscal impact.
Firefighter Trainee	10.93% effective 6/19/2023	Firefighter Trainee are funded using Firefighter vacancies. No additional fiscal impact.
Equity and Inclusion Officer	9% effective 6/19/2023	Approximately \$12,780 to the General Fund
Chief Economic Development Officer	3% effective 6/19/2023	Approximately \$5,910 to the General Fund

Amendments to the City of Hayward Salary Plan for FY24

Salary Adjustments

CLASSIFICATION	SALARY ADJUSTMENT	FISCAL IMPACT
Sweeper Equipment Operator	6.58% effective 6/19/2023	Total Fiscal Impact: \$37,343 \$28,008 to the Stormwater Fund \$7,468 to the General Fund \$1,867 to the Water Fund
Lead Sweeper Equipment Operator	6.58% effective 6/19/2023	Approximately \$13,697 to the General Fund
Senior Maintenance Leader	5% effective 6/19/2023	Total Fiscal Impact: \$12,145 \$11,295 to the General Fund \$850 Stormwater Fund
Deputy Director of Maintenance Services	3% effective 6/19/2023	Approximately \$5,644 to the General Fund
Deputy Director of Library Services	3% effective 6/19/2023	Approximately \$5,351 to the General Fund

Amendments to the City of Hayward Salary Plan for FY24

Salary Adjustments

CLASSIFICATION	SALARY ADJUSTMENT	FISCAL IMPACT
Fire Chief	4.96% effective 6/19/2023	Approximately \$15,246 to the General Fund
Assistant to the City Manager	9% effective 6/19/2023	Approximately \$12,780 to the General Fund
City Attorney	21.9% effective 6/19/2023	Approximately \$71,714 to the General Fund
City Clerk	13.9% effective 6/19/2023	Approximately \$29,434 to the General Fund
City Manager	19.9% effective 6/19/2023	Approximately \$69,129 to the General Fund

Recommendation

- That Council adopts a resolution approving the revised salary plan for FY 2024.