

ITEM #2

RPT 24-096

Police Chief's Report



Hayward Police Department

Incident Data
September 1 – October 31, 2024

Presented By : Chief Bryan Matthews

Crime Reporting Sept - Oct

Offense Reporting

Group "A"	Offenses Reported	Offenses Cleared	Offenses Reported Last Year
Murder	2	2	5
Negligent Manslaughter	0	0	0
Justifiable Homicide	0	0	0
Rape	15	2	13
Robbery	30	4	60
Aggravated Assault	59	26	124
Burglary	89	7	188
Larceny	469	27	505
Motor Vehicle Theft	248	18	438
Arson	7	4	3
Simple Assault	200	101	128
Intimidation	29	9	14
Bribery	0	0	0
Counterfeiting/Forgery	4	0	14
Vandalism	193	20	199
Drug/Narcotic Violations	42	37	25
Drug Equipment Violations	33	29	17
Embezzlement	1	0	5
Extortion/Blackmail	0	0	1
Fraud	50	4	59
Gambling	0	0	0
Kidnapping	8	7	8
Pornography	0	0	0
Prostitution	1	0	0
Sodomy	3	1	1
Sexual Assault w/Object	2	0	4
Fondling	3	0	7
Incest	0	0	0
Statutory Rape	0	0	0
Stolen Property	21	20	21
Weapons Law Violations	46	21	47
Human Trafficking, Commercial Sex Acts	0	0	0
Human Trafficking, Involuntary Servitude	0	0	0
Animal Cruelty	0	0	1
Total Group "A"	1,555	339	1,887

Arrest Reporting

Group "A"	Adult	Juvenile	Unknown	Total Arrests	Arrests Reported Last Year
Murder	2	0	0	2	2
Negligent Manslaughter	0	0	0	0	0
Justifiable Homicide	0	0	0	0	0
Rape	1	0	0	1	1
Robbery	4	2	0	6	4
Aggravated Assault	37	2	0	39	32
Burglary	6	0	0	6	7
Larceny	23	2	0	25	20
Motor Vehicle Theft	3	0	0	3	2
Arson	3	0	0	3	0
Simple Assault	25	0	0	25	27
Intimidation	3	0	0	3	3
Bribery	0	0	0	0	0
Counterfeiting/Forgery	1	0	0	1	1
Vandalism	13	0	0	13	14
Drug/Narcotic Violations	21	0	0	21	14
Drug Equipment Violations	16	0	0	16	9
Embezzlement	0	0	0	0	1
Extortion/Blackmail	0	0	0	0	0
Fraud	4	0	0	4	2
Gambling	0	0	0	0	0
Kidnapping	8	0	0	8	1
Pornography	0	0	0	0	0
Prostitution	0	0	0	0	0
Sodomy	0	0	0	0	0
Sexual Assault w/Object	0	0	0	0	0
Fondling	0	0	0	0	3
Incest	0	0	0	0	0
Statutory Rape	1	0	0	1	0
Stolen Property	17	0	0	17	16
Weapons Law Violations	15	0	0	15	16
Human Trafficking, Commercial Sex Acts	0	0	0	0	0
Human Trafficking, Involuntary Servitude	0	0	0	0	0
Animal Cruelty	0	0	0	0	0
Total Group A Arrests	203	6	0	209	175

Crime Against Person

321 - This year

304 - Last year

5.59% - Percent Change

Crime Against Property

1,112 - This year

1,493 - Last year

-25.52% - Percent Change

Crime Against Society

122 - This year

90 - Last year

35.56% - Percent Change

Crime Data

Comparison of September – October of 2023 and 2024

- Crimes against persons – Up 6%
- Property Crimes – Down 26%

Top 5 reported crimes

Motor Vehicle Theft

Vandalism

Simple Assault

Larceny
(Basic Theft)

Burglary

Crime Trends

- Facebook Marketplace set up robberies.
- Arson in downtown business area continues to be an issue. Several arrests have been made, but the arsons have continued.
- “Jugging” robberies are still occurring.
- RESET operations are still successful

CFS - Schools

School based calls for service from
September – October 2024

School	# of Calls
Bidwell School	3
Bret Harte School	7
Burbank School	20
Cesar Chavez Middle School	11
Conley-Caraballo High School	7
Eden Gardens School	5
Eldridge School	8
Fairview School	2
Faith Ringold School	6
Glassbrook School	10
Hayward High School	43
Longwood School	9
Lorin Eden School	7
MLK School	12
Moreau High School	16
Mt Eden High School	51
Ochoa Middle School	13
Palma Ceia School	7
Park School	12
Ruus School	5
Schafer Park School	7
Stonebrae School	13
Strobridge School	2
Tennyson High School	37
Treeview School	4
Tyrrell School	11
Winton Middle School	7
Grand Total	335

Campus Data

- High School Campuses - higher need for police services
- Data includes police response during non-school hours
- HPD has a liaison and good working relationship with HUSD (training, preparedness, etc.)

HPD Staffing Update

28 Police Officer
Vacancies

20 Professional Staff
Vacancies

Includes 12 in Communications Center

29% of Sworn
Workforce Unavailable

Includes vacancies, injured, and academy recruits

Continuous Recruitment

1 Academy Grad starting this week, 1 Lateral
and 6 Trainees pending hire, 6 Candidates in
backgrounds, and 12 Trainees in Academy

Questions?



ITEM #3

RPT 24-097

Fire Chief's Report



HAYWARD FIRE DEPARTMENT

INCIDENT DATA

SEPTEMBER-NOVEMBER 2024

CHIEF'S REPORT



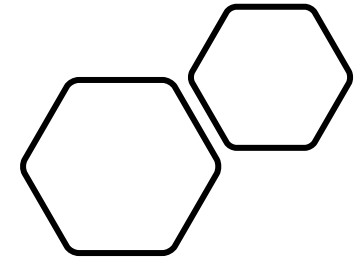
Chief's Report

Academy

RFP

Apparatus

Assistance to Firefighters Grant



Questions?

ITEM #4

RPT 24-098

Overview of Public Safety Technology

HPD Technology Updates



Presentation Overview

- ① **UAS Program Overview**
- ② **Flock Program Overview**
- ③ **Peregrine Program Overview**
- ④ **Coming Soon**
- ⑤ **Discussion**

UAS Program Overview

◎ UAS Program Benefits

- Enhanced situational awareness
 - Real time aerial views of potentially dangerous situations
 - Donald Avenue – man with a gun (overview while formulation of a plan for contact led to safe resolution)
- Improved safety for officers and civilians
 - Real time aerial views minimize risk
 - Santa Clara Street – suicidal subject (able to identify location allowing for safe and controlled approach which led to a safe resolution)

UAS Program Overview

- Search and Rescue Capability
 - Allows for location of subjects who are hiding or in need of assistance
 - Ideal for large areas / difficult terrain
- De-escalation tool
 - Maintain oversight without directly confronting individuals
 - Time / Distance / Communication
- Support for other LE agencies
 - High risk warrant service, high risk searches, etc.
- Crime Scene Evidence Collection / Documentation
 - Collection of images / documentation of crime scenes from multiple angles
 - Allows for crime scene re-creation (homicides, fatal collisions, etc.)

UAS Program Overview

◎ Inventory and Annual Usage

- Total units (13)
 - Interior / exterior units for operational / training use (12)
 - Large exterior unit for inclement weather, etc. (1)
- CY 2024 usage – to date (56 total uses)
 - Public safety and life preservation missions (45)
 - High risk search warrants (7)
 - Lost or missing persons (3)
 - Mutual Aid / Outside agency assistance (1)
 - UAS page on the HPD website provides program info and reflects usage
 - Monthly flight logs (date / time / location / purpose)

FLOCK Program Overview

● FLOCK Program Benefits

- Operational Efficiency
 - ALPR capability – immediate Dispatch and Officer notifications
 - Force multiplier – eyes where we otherwise wouldn't have them
- Accelerated case clearance
 - Improves solvability / Effective investigative tool / Generates leads
 - Impact on regional crime issues
 - Vehicle / offender apprehension
- Real-time intelligence
 - Vehicle / offender apprehension – provides vehicle images and direction of travel
 - Regional access to other LE agency systems

FLOCK Program Overview

◎ Inventory and Annual Usage

- 50 total cameras – current inventory
 - 14 more in the planning/permitting stage
 - Additional 30 funded by Homeland Security Grant – anticipate funding in 1st quarter 2025
 - Total 94 cameras by mid-2025
 - \$378,000 federal funding selected by Congressman Swalwell for additional HPD cameras – awaiting notification
 - DHIA in communication with Flock to install several privately owned cameras in the downtown area – HPD would have access
 - Southland Mall considering installation of Flock cameras on their property – HPD would have access

FLOCK Program Overview

● Inventory and Annual Usage

- CY 2024 usage – to date
 - Providing notifications / images to staff daily
 - 3,552 Stolen vehicle alerts
 - 282 Felony vehicle alerts (assault w/deadly weapon, robbery, murder, etc.)
 - 300+ cases submitted for charging based on ALPR hits along (people in custody for stolen vehicles, thefts, etc.)
- Case studies
 - BART PD homicide suspect apprehended / gun recovered
 - HPD homicide – vehicle identified leaving scene (suspect in custody – Santa Clara Avenue)
 - HPD homicide – vehicle identified leaving scene (suspect in custody – Havana Avenue)

Peregrine Program Overview

● Peregrine Program Benefits

- Achieve better operational outcomes
 - Quickly unify and visualize data across multiple systems
 - Faster / more effective decision-making using real-time data
 - Elimination of unnecessary / time consuming labor
- Improved organizational planning
 - Rapid trend identification
 - Short / long-term strategy development
 - Resource allocation / deployment based on strategies
- Investigative resource
 - Quickly search data across multiple systems to develop evidence / investigative leads
 - MOU with other Peregrine users to access data

Peregrine Program Overview

◎ Implementation Timeline

- Program implementation underway
 - Data integration complete
 - Old / current CAD/RMS systems
 - GIS
 - Axon BWC / Evidence.com
 - Flock ALPR
 - APBNet
 - CRIMS
 - CY 2025 – Program live
 - Staff training roll-out – 1st quarter 2025

Coming Soon

◎ Possible New Technology

- AI technology
 - Report writing
 - BWC transcription
 - Communications Center translation

Questions



ITEM #5

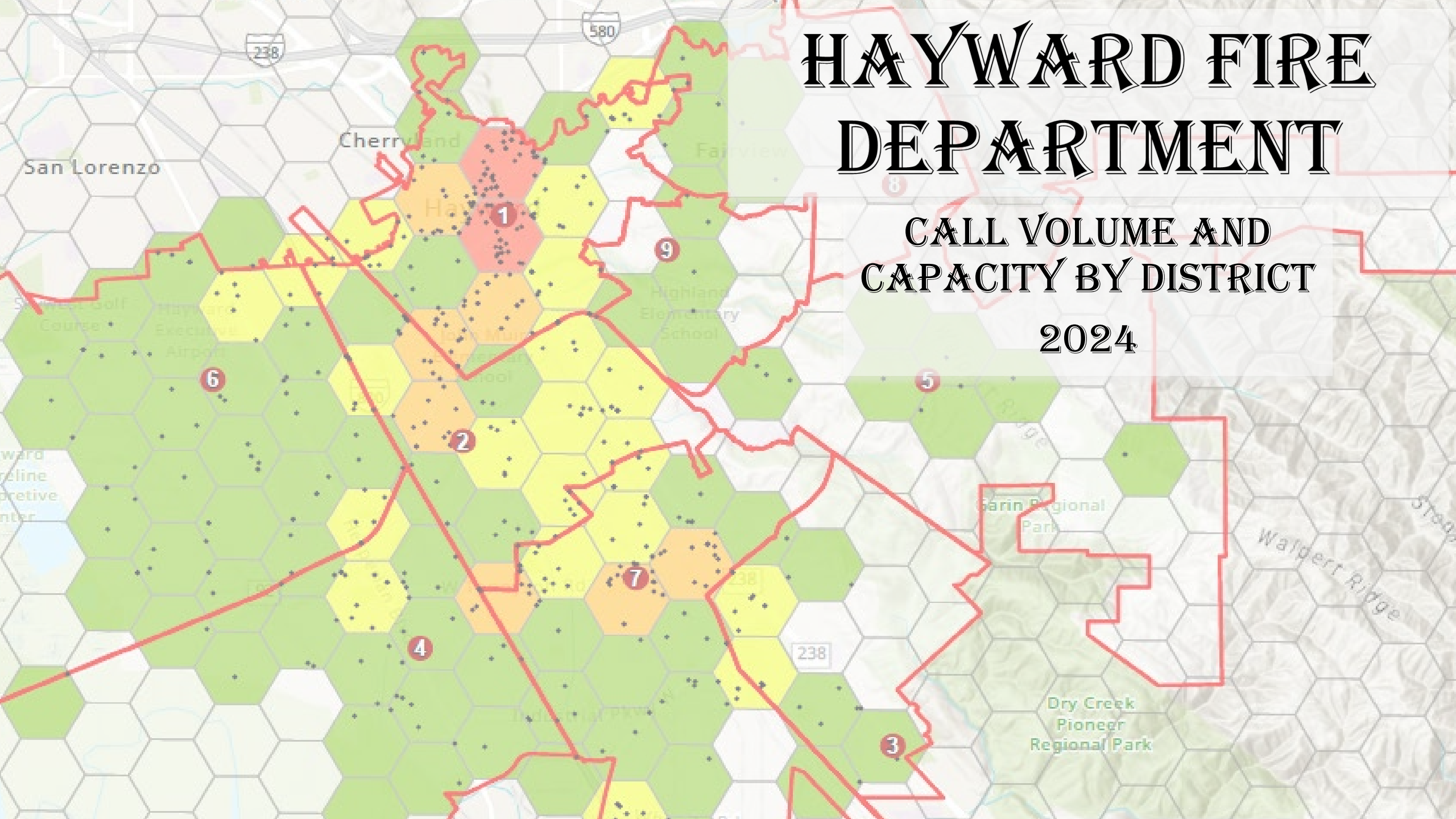
RPT 24-099

Analysis of Fire Call Volume and
Response Capacity by District

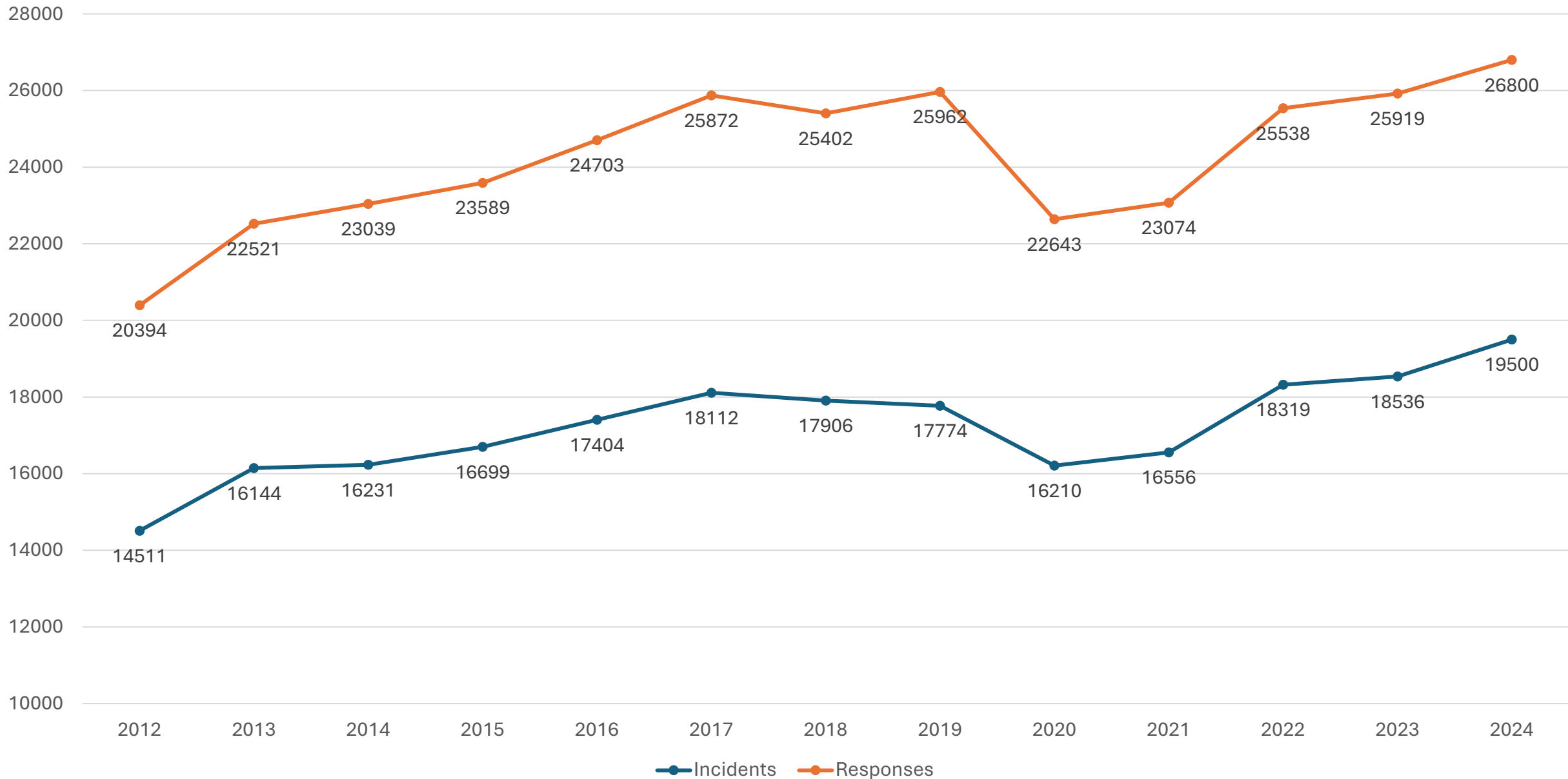
HAYWARD FIRE DEPARTMENT

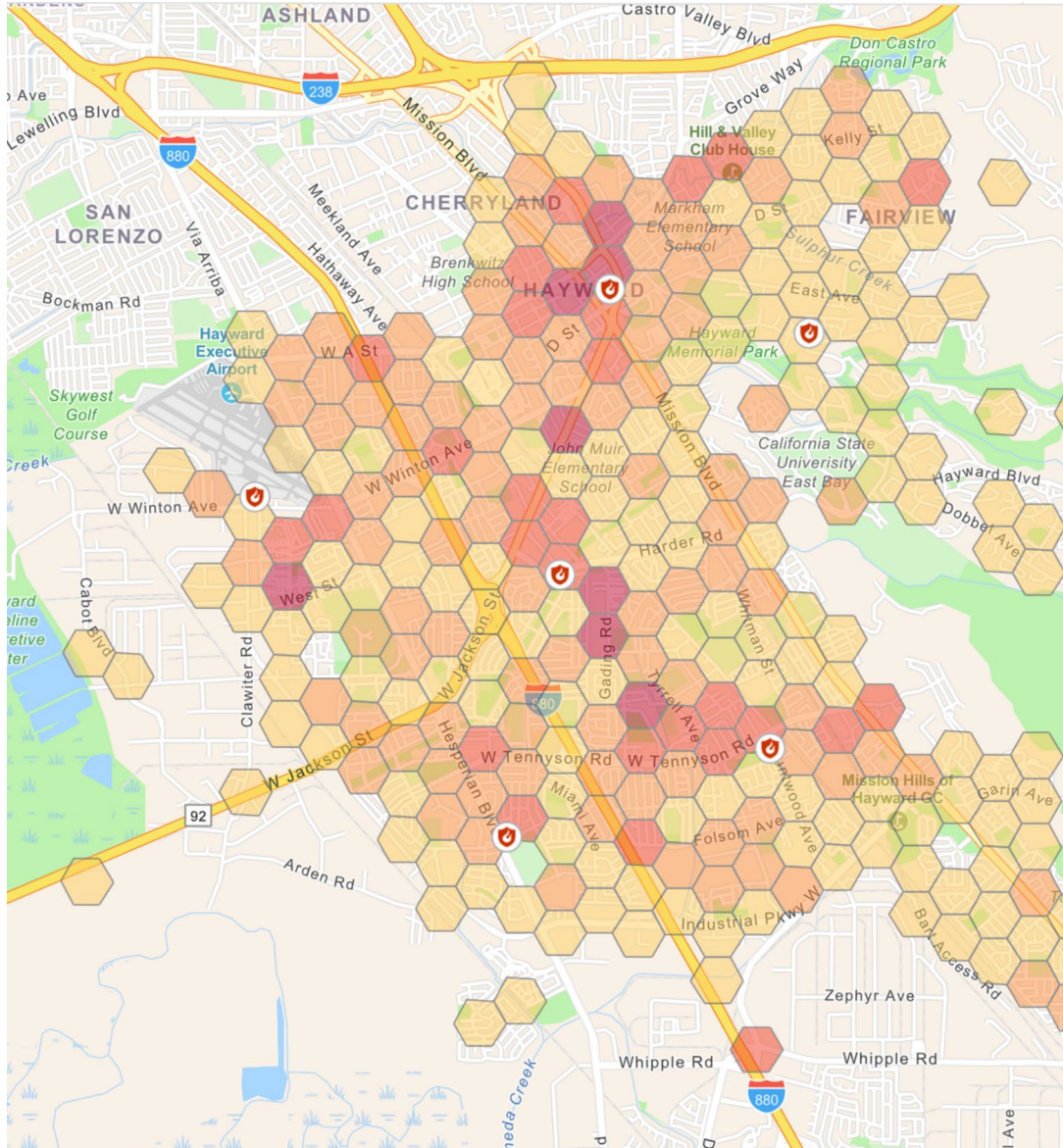
CALL VOLUME AND CAPACITY BY DISTRICT

2024

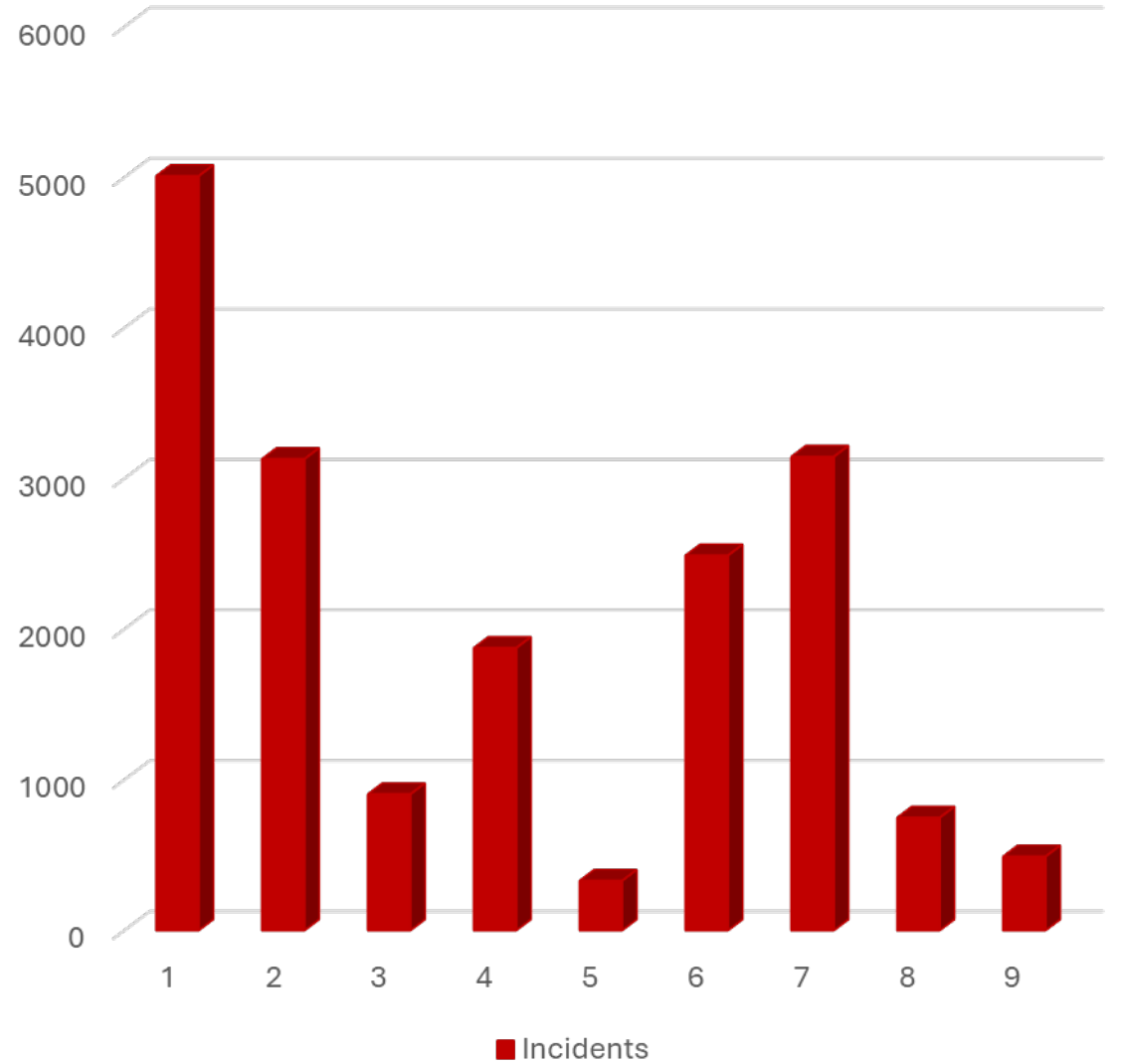


Incidents and Responses

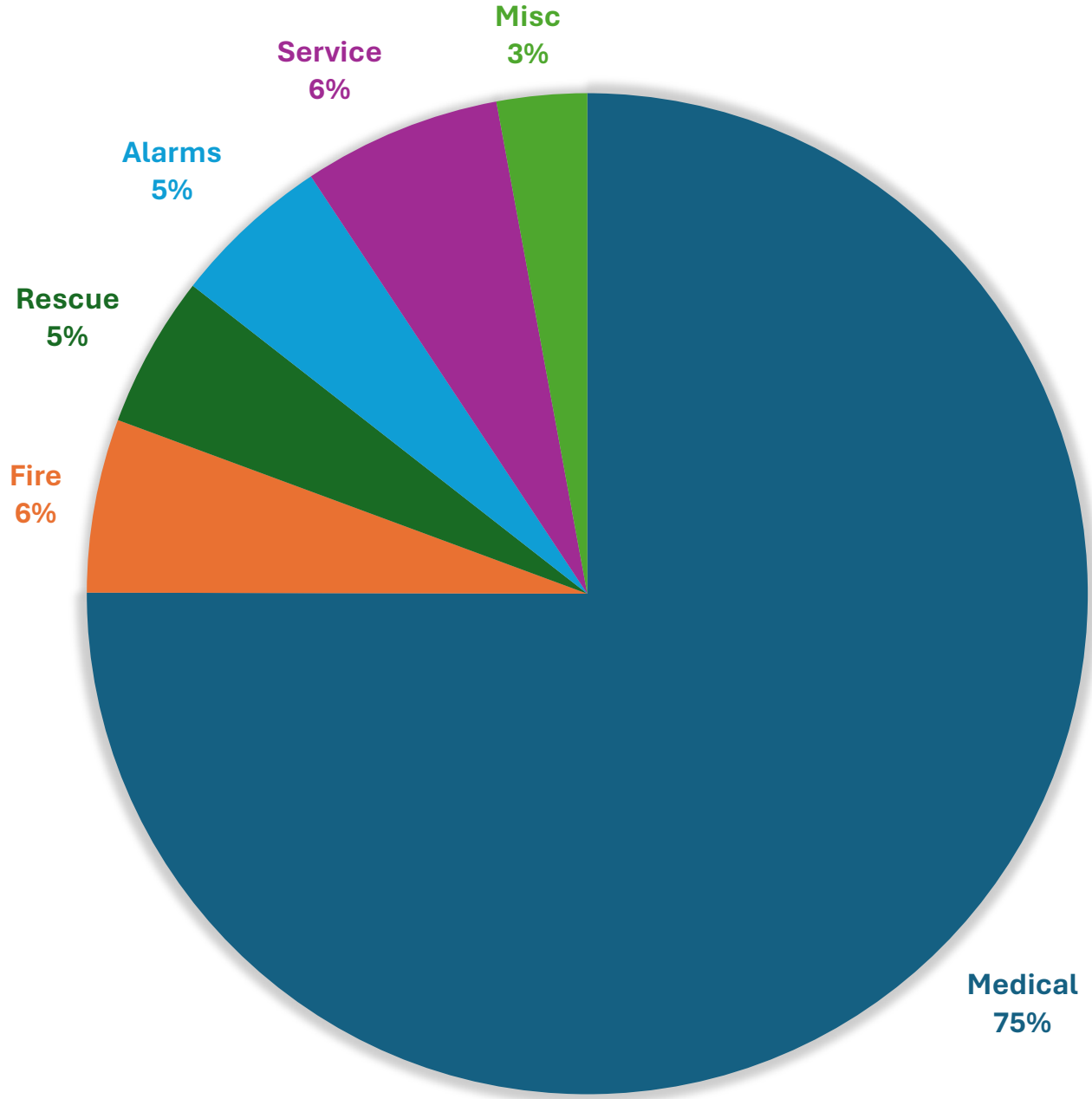




Incidents by District



Call Type



Medical	13,588
Fires	1015
Rescue	889
Alarms	931
Service	1159
Misc.	527

Outlook

- Development
- Building Size
- Traffic Patterns
- Evolving Hazards

Analytics

- Challenges
- Software Upgrades
- Response Times
- Performance Metrics

