

REVISIONS		
No.	Description	Date
1	PERMIT SET 2	March 3, 2023

PERMIT SET

Sheet Title
OVERALL ARCHITECTURAL SITE PLAN PHASE I+II

Drawn By: GG
Checked By: MC
Scale: As Indicated
Date: January 11, 2023
Project No.: 2018071



A1.11
Drawing No.

If this drawing is not 30" x 42", it is a reduced print - scale accordingly. All rights reserved. Material may not be reproduced in any form without permission from RossDrulisCusenbery Architecture, Inc.

LEGEND ATTACHMENT III

- BUILDINGS**
- B1** (NEW) SOUTH HAYWARD YOUTH & FAMILY CENTER
 - B2** (REMODEL) MATT JIMENEZ COMMUNITY CENTER (MJCC)
- PARKING LOTS**
- P1** PARKING LOT #1 (@NE)
 - P2** PARKING LOT #2 (BETWEEN B1 & B2)
 - P3** PARKING LOT #3 (@SW)
 - P4** OVERFLOW/TEMPORARY PARKING LOT #4 (@SE)
- OUTDOOR PLAZA**
- PL1** GATEWAY PLAZA (NW)
 - PL2** PROGRAM COURT PLAZA
 - PL3** OVERFLOW/TEMPORARY PARKING LOT #4 (@SE)
 - PL4** B2 PLAY AREA
- SITE ACCESSORY**
- A1** WASTE ENCLOSURE (@NE)
 - A2** ARCHITECTURAL SITE WALL (@NORTH)
 - A3** MOVIE PROJECTING DEVICE STANCHION

SHEET NOTES

WASTE COLLECTION PER HAYWARD UTILITIES & ENVIRONMENTAL SERVICES:
CONTAINER CAPACITY CALCULATIONS
OF EMPLOYEES x LBS. TRASH GENERATED PER EMPLOYEE / WEEK + 150 = CUBIC YARDS / WEEK

NORTH BUILDING - BUILDING ONE

BUSINESS TYPE	POUNDS PER EMPLOYEE / WEEK
RETAIL - FOOD STORE (3 x 112) + 150 = 224	112
SERVICES - BUSINESS SERVICES (36 x 65) + 150 = 15.6	65
SERVICES - EDUCATION (14 x 31) + 150 = 2.89	31
SERVICES - MEDICAL / HEALTH (19 x 58) + 150 = 7.35	58

B1 TOTAL CUBIC YARDS / WEEK = 28.08
(2) 4CU YD. BINS W/ 4 DAY PICK-UP

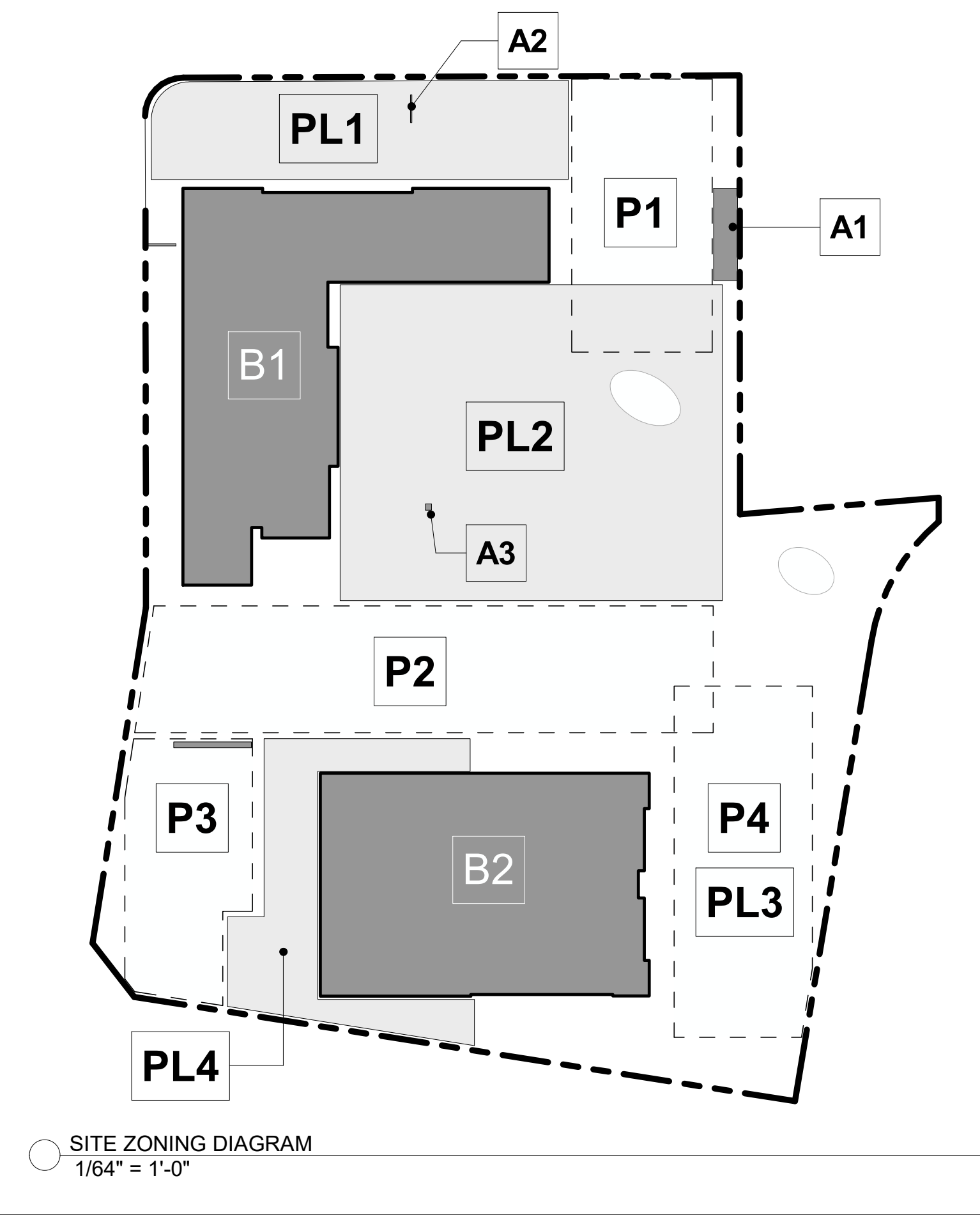
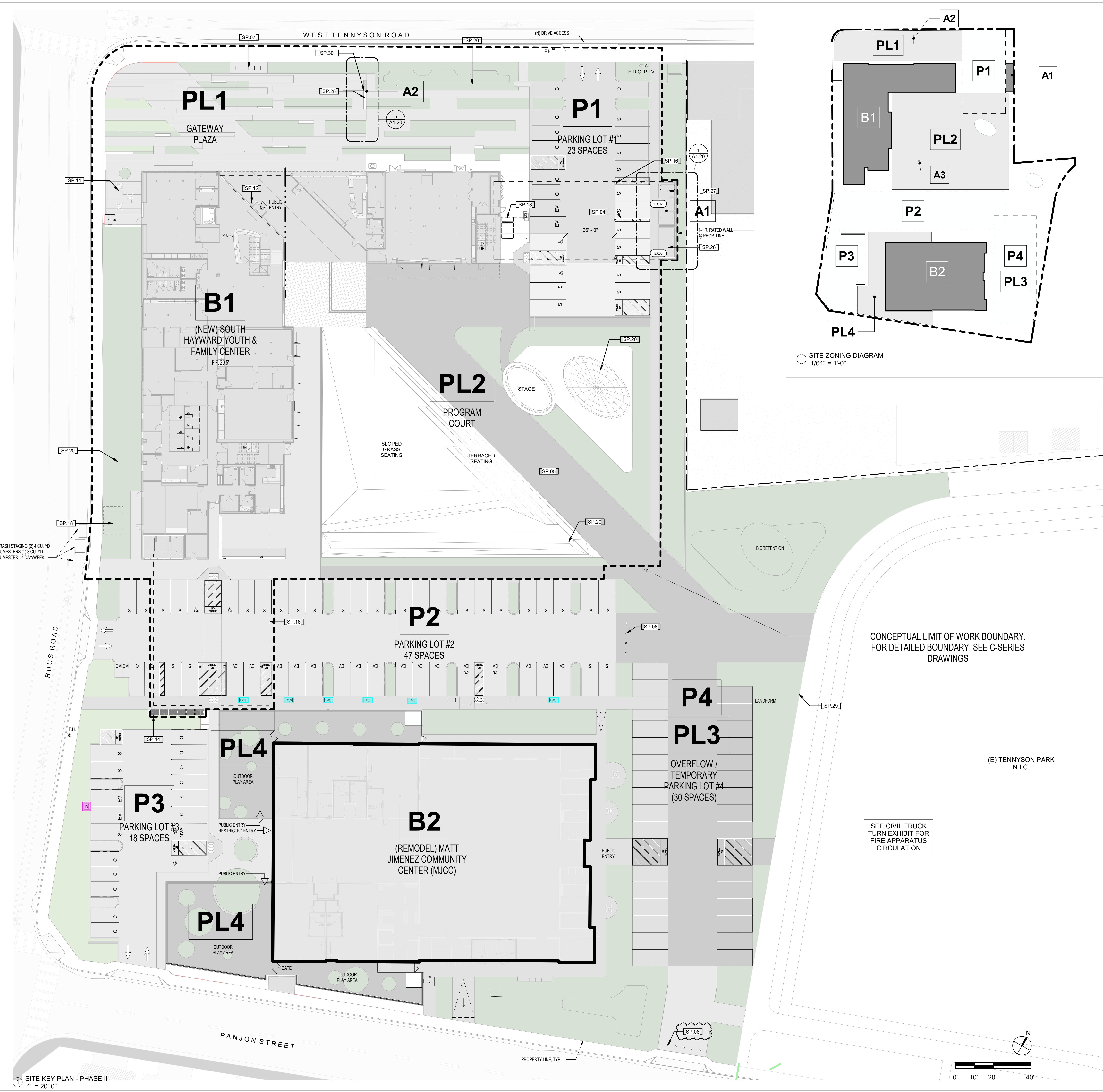
SOUTH BUILDING - BUILDING TWO

BUSINESS TYPE	POUNDS PER EMPLOYEE / WEEK
MANUFACTURING - FOOD (17 x 65) + 150 = 8.43	62
*EMPLOYEE ASSUMED FOR SPORADIC USE OF (E) KITCHEN	
SERVICES - BUSINESS SERVICES (6 x 65) + 150 = 2.6	65
SERVICES - EDUCATION (10 x 31) + 150 = 2.07	31

B2 TOTAL CUBIC YARDS / WEEK = 5.1
(3) 96 GALLON CARTS W/ 4 DAY PICK-UP

KEYNOTES

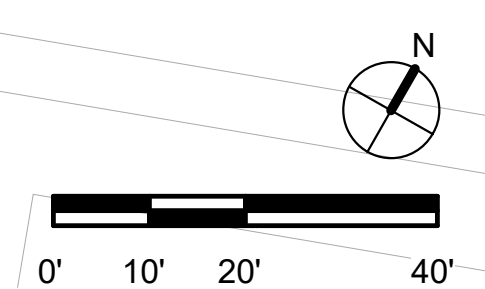
- SP 04 PAINTED STRIPES, TYP. S.C.D.
- SP 06 SPRING LOADED, ADJUSTABLE BOLLARDS FOR ACCESS CONTROL
- SP 07 BICYCLE RACKS, S.L.D.
- SP 11 SITE FURNITURE, S.L.D.
- SP 12 ENTRY DEVICE STANCHION
- SP 13 BICYCLE LOCKERS, S.L.D.
- SP 14 PV BATTERY STORAGE BANK - BASIS OF DESIGN - (5) TESLA POWER PACKS + INVERTER - 1.15 MW
- SP 16 PV STRUCTURAL SUPPORT STEEL AND CANOPY ABOVE, TYP.
- SP 18 POLE TRANSFORMER PAD 80"X100", 30" CLEAR 3 SIDES
- SP 20 (N) BIoretention, S.C.D. & S.L.D.
- SP 26 SITE/GROUNDS MAINTENANCE STORAGE
- SP 27 WASTE ENCLOSURE
- SP 28 SEE LANDSCAPE DRAWING FOR DIMENSIONS & LAYOUT
- SP 29 PROPERTY LINE, S.C.D. FOR MORE DETAIL
- SP 30 RELOCATE EXISTING TRANSIT STOP SIGNAGE ADJACENT MONUMENT SIGN; SEATING AT MONUMENT SIGN TO BE USED FOR ADDITIONAL BUS STOP PARKING.



SITE ZONING DIAGRAM
1/64" = 1'-0"

CONCEPTUAL LIMIT OF WORK BOUNDARY.
FOR DETAILED BOUNDARY, SEE C-SERIES
DRAWINGS

SEE CIVIL TRUCK
TURN EXHIBIT FOR
FIRE APPARATUS
CIRCULATION



1 SITE KEY PLAN - PHASE II
1" = 20'-0"