

# **CITY OF HAYWARD**

Hayward City Hall  
777 B Street  
Hayward, CA 94541  
[www.Hayward-CA.gov](http://www.Hayward-CA.gov)



CITY OF  
**HAYWARD**  
HEART OF THE BAY

## **Agenda**

**Wednesday, November 17, 2021**

**7:00 PM**

**Remote Participation**

**Community Services Commission**

**COVID-19 Notice: Consistent with Assembly Bill 361/Gov Code 54953(e), the Community Services Commission meeting includes teleconference participation by all Community Services Commissioners and the public.**

**Zoom Webinar Access Information:**

<https://hayward.zoom.us/j/89742381602?pwd=eWVITGkxVFJybVE1Q1d5bC8veUlDdz09>

Passcode: @eJP7NOV (for link above)

Or One tap mobile: US: +16699006833, 89742381602#, \*46000989# or 12532158782, 89742381602#, \*46000989#

Or Telephone: Dial (for higher quality, dial a number based on your current location):

US: +1 669 900 6833 or +1 253 215 8782 or +1 346 248 7799 or +1 312 626 6799 or +1 929 205 6099 or +1 301 715 8592

Webinar ID: 897 4238 1602

Passcode: 46000989 for "Dial-in Option"

**How to submit written Public Comment:**

Send an email to [Jessica.Lobedan@hayward-ca.gov](mailto:Jessica.Lobedan@hayward-ca.gov) by 4:00 p.m. the day of the meeting. Please identify the Agenda Item Number in the subject line of your email. Emails will be compiled into one file, distributed to the Community Services Commission and City staff and published on the City's Meeting & Agenda Center under Documents Received After Published Agenda. <https://hayward.legistar.com/Calendar.aspx>

When submitting written comments, indicate in the email if you want your comment read into the record. Request will be allowed provided the reading will not exceed three (3) minutes consistent with the time limit for speakers at Community Services Commission meetings. Email comments will become part of the record of the Community Services Commission meeting.

**CALL TO ORDER**

**PLEDGE OF ALLEGIANCE**

**ROLL CALL**

**PUBLIC COMMENTS:**

The PUBLIC COMMENTS section provides an opportunity to address the Community Services Commission. The Commission welcomes your comments and requests that speakers present their remarks in a respectful manner, within established time limits and focus on issues which directly affect the City or are within the jurisdiction of the City. As the Commission is prohibited by State law from discussing items not listed on the agenda, your item may be taken under consideration and may be referred to staff for further action.

**MINUTES**

[MIN 21-147](#) Minutes of the October 20, 2021, Community Services Commission Meeting

**Attachments:** [Attachment I - October 20, 2021 CSC Meeting Minutes](#)

**DISCUSSION**

1. **CSC Elections**
2. **Bidder's Conference De-brief and ARC Selection**
3. **CSC By-laws Discussion**
4. [RPT 21-127](#) FY 2021 Community Agency Performance Report  
**Attachments:** [Attachment I Staff Report](#)  
[Attachment II FY 2021 Funding Recommendations](#)
5. [RPT 21-132](#) FY 2021 / 2022 Agenda Planning Calendar  
**Attachments:** [Attachment I - Staff Report](#)

**Councilmember / Commissioner / Staff Announcements****Future Agenda Items****ADJOURNMENT****NEXT MEETING – December 15, 2021**

*Assistance will be provided to those requiring accommodations for disabilities in compliance with the Americans Disabilities Act of 1990. Interested persons must request the accommodation at least 48 hours in advance of the meeting by contacting the City Manager at (510) 583-4300 or TDD (510) 247-3340.*



# CITY OF HAYWARD

Hayward City Hall  
777 B Street  
Hayward, CA 94541  
[www.Hayward-CA.gov](http://www.Hayward-CA.gov)

---

**File #:** MIN 21-147

---

**DATE:** November 17, 2021

**TO:** Community Service Commission

**FROM:** Acting Community Services Manager

**SUBJECT**

Minutes of the October 20, 2021, Community Services Commission Meeting

**RECOMMENDATION**

That the Community Services Commission review and approve the minutes of the October 20, 2021, meeting.

**ATTACHMENTS**

Attachment I - October 20, 2021, Community Services Commission Meeting Minutes



## MINUTES

### Community Services Commission Meeting October 20, 2021 @ 7:00 pm

Hayward City Hall, 777 B Street, Hayward, CA 94541 – Remote Participation

**ANNOUNCEMENT OF MEETING AVAILABILITY:** Webinar ID: 848 2436 4436 - Passcode: f\$&E8OCT (for link above) Passcode: 06913151 for "Dial-in Option"

**CALL TO ORDER:** Meeting called to order at 7:00pm by Chairperson Arzo Mehdavi

**PLEDGE OF ALLEGIANCE:** Led by Commissioner Collin Thormoto

**ROLL CALL:**

Members Present:

- Crystal Arrizon, Commissioner
- Tatiana Backlund, Commissioner
- Artavia Berry, Commissioner / Vice Chairperson
- Austin Bruckner, Commissioner
- Magdalena Cerna, Commissioner
- Varsha Chauhan, Commissioner
- Emily Chow, Commissioner
- Pascal Garcia-Montpetit, Commissioner
- Arti Garg, Commissioner
- Janet Kassouf, Commissioner
- Stan Long, Commissioner
- Arzo Mehdavi, Commissioner / Chairperson
- Linda Moore, Commissioner
- Lacei Ramirez-Amodei, Commissioner
- Mick Rubio, Commissioner / Parliamentarian
- Collin Thormoto, Commissioner
- Corina Vasaure, Commissioner

Council Liaison:

- Council Member Sara Lamnin

Staff:

- Jessica Lobedan, Acting Community Services Manager
- Evelyn R. Olivera, Senior Secretary

Public Comments: None

Approval of Minutes of the Community Services Commission Meeting on September 15, 2021

- A motion to approve the minutes was moved by Commissioner Janet Kassouf with a second by Commissioner Collin Thormoto. The minutes were approved with sixteen (16) Ayes and one (1) abstention.

Discussion:

#### *CSC Elections*

A motion to 1) Table CSC Elections for next meeting scheduled November 17, 2021, and 2) to nullify any nominations and votes for this evening's meeting was moved by Commissioner Arti Garg with a second by Commissioner Mick Rubio. The motion was approved with fifteen (15) Ayes and one (1) abstention.

#### *CSC Agenda Planning Calendar*

A motion to approve the agenda planning calendar with the following amended items: Add Discussion of By-laws and CSC Elections to the November meeting was moved by Commissioner Arti Garg with a second by Commissioner Collin Thormoto. The motion was unanimously approved.

#### *Council Liaison / Commissioner / Staff Announcements*

- Ms. Lobedan announced there were forty-nine participants of the Bidder's Conference held on October 19, 2021. A staff update will be provided at the November meeting.
- Ms. Lobedan announced Community Agency Funding review process will be going to the City Council on October 26, 2021, a report will be sent out on Friday.
- Ms. Lobedan announced the apology resolution to BIPOC has moved to the November 16, 2021, Council Meeting.
- Councilmember Lamnin announced the Annual County-wide Children's Memorial in honor of youth being killed through violence in Alameda County will be held Friday, October 22, 2021, at 3:30pm near the memorial statue and sensory garden; event will occur regardless of any rain forecasted.

**Adjournment at 8:17 p.m.**



# CITY OF HAYWARD

Hayward City Hall  
777 B Street  
Hayward, CA 94541  
[www.Hayward-CA.gov](http://www.Hayward-CA.gov)

---

**File #:** RPT 21-127

---

**DATE:** November 17, 2021

**TO:** Community Service Commission

**FROM:** Acting Community Services Manager

**SUBJECT**

FY 2021 Community Agency Performance Report

**RECOMMENDATION**

That the Commission review the informational report about FY 2021 performance data for community agencies that received funding from Community Development Block Grant (CDBG) and the General Fund.

**SUMMARY**

In Spring of 2020, the Community Services Commission recommended that the Hayward City Council award \$1,198,251 in CDBG and General Fund funding to community agencies and another \$586,568 in CDBG funding to City-operated housing rehabilitation and education programs and one HUD-required fair housing program. In total, funding was awarded to 35 community-based agencies and City divisions for 39 programs and projects. On either a quarterly or semi-annual basis, funded agencies submit performance updates to the Community Services Division. These performance updates report on agency progress toward contracted goals and objectives, as well as the demographics of Hayward residents served. This informational report summarizes the agencies' progress toward meeting these goals.

**ATTACHMENTS**

Attachment I	Staff Report
Attachment II	FY 2021 Funding Recommendations



**DATE:** November 17, 2021

**TO:** Community Services Commission

**FROM:** Acting Community Services Manager

**SUBJECT** FY 2021 Community Agency Performance Report

## **RECOMMENDATION**

That the Commission review the informational report about FY 2021 performance data for community agencies that received funding from Community Development Block Grant (CDBG) and the General Fund.

## **SUMMARY**

In Spring of 2020, the Community Services Commission recommended that the Hayward City Council award \$1,198,251 in CDBG and General Fund funding to community agencies and another \$586,568 in CDBG funding to City-operated housing rehabilitation and education programs and one HUD-required fair housing program. In total, funding was awarded to 35 community-based agencies and City divisions, for 39 programs and projects. On either a quarterly or semi-annual basis, funded agencies submit performance updates to the Community Services Division. These performance updates report on agency progress toward contracted goals and objectives, as well as the demographics of Hayward residents served. This informational report summarizes the agencies' progress toward meeting these goals.

## **BACKGROUND**

In March 2020, the Community Services Commission (CSC) developed the FY 2021 Community Agency Funding recommendations, in compliance with the City's federally mandated and Council-authorized CDBG Citizen Participation Plan, and in accordance with the Council-authorized City of Hayward CDBG Compliance Policy Manual.

The CSC evaluated applicants for maximum community impact and results-based accountability and took the following items into account during the deliberation process: documented community needs; government grant experience; location of services provided; goals, outputs and outcomes; alignment with Council Strategic Initiatives; coordination of efforts; funding justification; and performance capacity. The CSC also took into consideration impacts to agencies' capacity and ability to safely provide services, as a result of the COVID-19 pandemic.

The CSC made the following funding recommendations, which were adopted by Council on June 23, 2020:

SOURCE	SUMMARY OF FY 2021 FUNDING	AMOUNT
CDBG	Infrastructure, Jobs & Econ. Dev. grants to community agencies	\$545,784
CDBG	Public Services grants to community agencies	\$15,517
General Fund	Social Services grants to community agencies	\$454,950
General Fund	Arts & Music grants to community agencies	\$82,000
<b>Total Grants to Community Agencies</b>		<b>\$1,198,251</b>
CDBG	City-operated programs and services	\$561,568
CDBG	HUD-required fair housing activities	\$25,000
<b>Total City-Operated Services and HUD-Required Fair Housing</b>		<b>\$586,568</b>
<b>TOTAL FY 2021 Recommended Funding</b>		<b>\$1,784,819</b>

Funded agencies were selected based on their programs' ability to meet not only national objectives for CDBG funded agencies, but also the needs of Hayward residents. Attachment II provides a full breakdown of the applicants and funding amounts for each agency by funding type. Additional background information on the funding allocation process can be found in the full text of the June 23, 2020 staff report and supporting documents.<sup>1</sup>

## DISCUSSION

The following section uses cumulative year-end data from agencies funded through the annual community agency funding process to discuss the type of individuals served in FY 2021 and agencies' progress towards their quantitative objectives. The following funding categories are used for reporting:

- CDBG: Infrastructure, Jobs, & Economic Development
- CDBG: Public Services (including housing & homelessness services)
- CDBG: City of Hayward (COH) operated or HUD-required fair housing activities
- General Fund: Social Services
- General Fund: Arts & Music

### Demographics of Hayward Residents Served by Community Agencies

Funded agencies served a total of 17,058 Hayward residents during FY 2021. Notably, this total does not include the number of individuals served through the General Fund grant to the Alameda County Community Food Bank, as COVID-19 restrictions and social distancing to reduce contact limited the food bank's ability to collect demographic data. Therefore, their service numbers are not included in the following analysis. This total also includes two

---

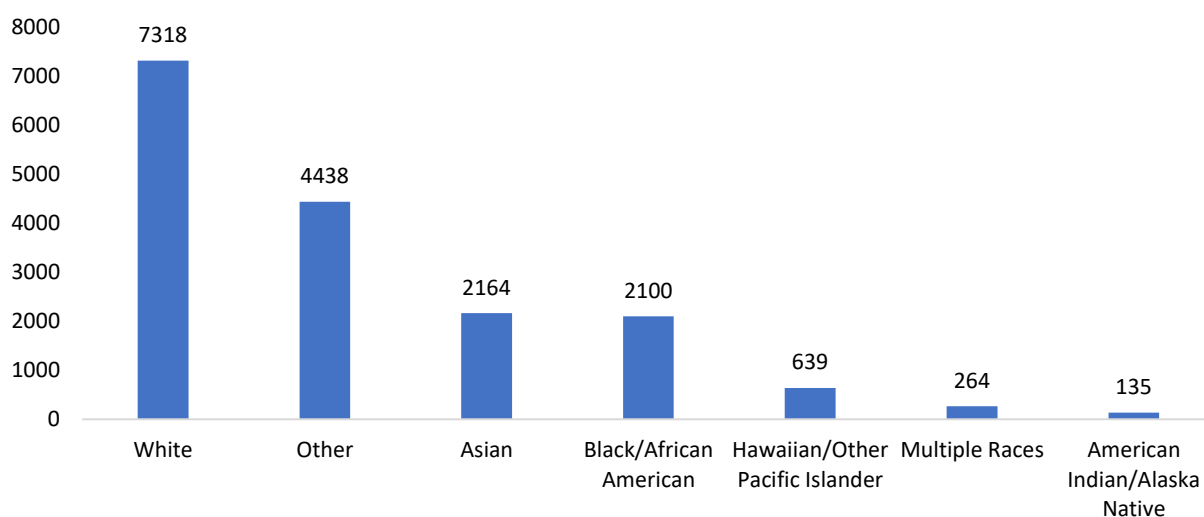
<sup>1</sup> June 23, 2020 City Council Meeting Staff Report and Attachments:  
<https://hayward.legistar.com/LegislationDetail.aspx?ID=4576644&GUID=7D9A237D-8934-4D4A-94FA-CFF24B9589CA&Options=&Search=>

infrastructure projects that were funded in previous years, but due to construction delays, were not completed until FY 2021.

### *Race and Ethnicity*

In FY 2021, 42% (n = 7,152) of Hayward residents served through the community agency funding process identified as Hispanic, and 57% identified as a race other than White. Figure 1 below shows the distribution of race among all agencies that received funding in FY 2021. This distribution is similar across each funding category, with City-operated programs (i.e., small business grants, home rehabilitation and repair, and the Family Education Program) and General Fund social services programs serving a slightly more diverse audience.

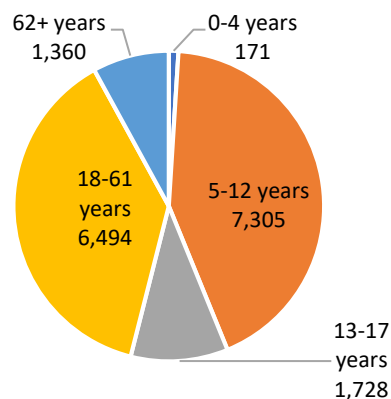
**Figure 1. Race of Participants in All FY 2021 Programs**



### *Age*

Funded agencies varied in the ages of individuals they served, which is understandable given the breadth of service type and target populations served. The chart in Figure 2 illustrates the breakdown of age groups served by all funded agencies, with an almost even distribution of services provided to adolescents aged 5-12 (43%) and to adults aged 18-61 (38%). This is a noticeable shift from FY 2020, where adults aged 18-61 were about half of those served. This shift is likely due to arts and music programs, which serve children almost exclusively.

**Figure 2. Age of Participants in All FY 2021 Programs**



### *Income Status*

The City requires that all CDBG recipients serve low to moderate income (80% of Area Media Income or below) households. Among CDBG recipients, 98% were either low-, very low-, or extremely low-income. Across both CDBG and General Fund programs, with the exception of arts and music programs that do not collect income data, 93% of participants were low-income or below.

### *Disability Status*

Across all community agencies, 9% (n = 1,508) of Hayward residents served identified as having a disability. Over one third (37%; n = 502) of individuals served through CDBG-funded programs reported having a disability.

### **Funded Agencies' Accomplishments**

On either a quarterly or semi-annual basis, community agencies were required to submit progress reports to the Community Services Division as part of the City's monitoring processes. In each submission, agencies were required to provide an update on their progress towards their contracted quantitative goals for individual Hayward residents served during the reporting period, including any challenges they were experiencing and opportunities for the City to provide support.

### *CDBG Agencies*

There were 13 CDBG-funded programs in FY 2021. Additionally, in response to community need, staff worked with the Family Education Program (FEP) to re-allocate a portion of their award to Hayward Unified School District (HUSD) to purchase remote learning licenses, bringing the total number of CDBG-funded programs in FY 2021 to 14. Of those 14 programs:

- 9 met or exceeded their quantitative objectives for serving Hayward residents
- 5 did not meet their quantitative objectives for serving Hayward residents

Among those agencies that did not meet their objectives, three (ECHO's Fair Housing program, the Love Never Fails IT Biz program, and the Friends of Hayward infrastructure program) were unable to serve their target goal due to continued COVID-19 capacity and social distancing restrictions. Additionally, given its adjusted approach and the re-allocated portion of their award, FEP was not able to meet their original target. This was expected and not a reflection of their performance for FY 2021. Finally, delays due first to COVID-19 and then to identifying subject matter experts in accessibility for the St. Rose Foundation ADA upgrade project prevented construction from beginning in FY 2021. To date, the project has begun moving forward and staff anticipate its conclusion in FY 2022.

### *Social Services & Arts and Music Agencies*

Among the 25 social services and arts and music programs funded through the City's General Fund:

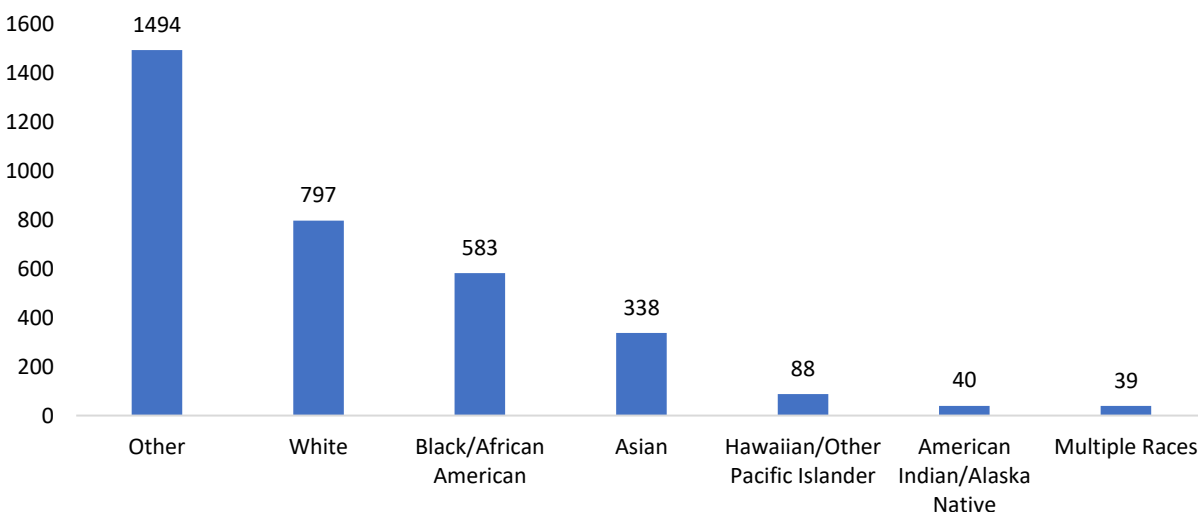
- 18 met or exceeded their quantitative objectives for serving Hayward residents
- 7 did not meet their quantitative objectives for serving Hayward residents

Among arts and music programs, the Hayward Municipal Band had to reschedule its performances to FY 2022, so City staff worked with them to amend the contract and extend the funding for FY 2022. Two other programs, the Hayward Area Historical Society and Sun Gallery, did not meet their targets due to COVID-19 capacity restrictions. Among social services agencies, Immigration Institute of the Bay Area and SAVE/COPS had to shift their service delivery models to remote delivery, which made it more challenging to meet their target goals. Spectrum Community Services had to close two of their three dining sites in Hayward and shifted to a “pick up and go” model, which has been successful.

### **CDBG CARES Act Emergency Funding**

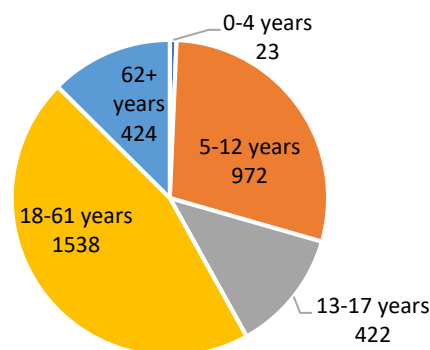
In addition to the regular FY 2021 funding process, the Council used CSC input to allocate CDBG CARES Act emergency COVID-19 response funds (CDBG-CV) and additional unspent entitlement funds to 17 programs in April and December of 2020. The majority of funded agencies received allocations at the end of FY 2020 and began spending in FY 2021. Through these programs, 23,782 Hayward residents received services. The majority of these individuals were served through the City’s food distribution site (85%; n = 20,403), which began at the Skywest Golf Course and was later moved to Chabot Community College. As with the other food bank activities in FY 2021, demographic data are not available for this portion of those served with CDBG-CV funds. As shown in Figure 3, 76% (n = 2,582) of those served were a race other than white. Twenty-two percent (n = 727) were Hispanic. Given the prevalence of the “other” race category and the much lower rate of Hispanic participants compared to the general FY 2021 CDBG programs, it is likely that some agencies were not collecting race and ethnicity separately and individuals who identify as Hispanic/Latino may have selected “other” for race.

**Figure 3. Race of Participants in CDBG-CV Programs**



There was also variability in the age ranges served by CDBG-CV programs, as shown in . Most participants were adults aged 18-61 years old. Additionally, 15% of participants identified as having a disability. Finally, as with the FY 2021 CDBG-funded project, agencies are required to serve low- to moderate-income individuals and households. Through the CDBG-CV funding, 97% served were low-, very low-, or extremely low-income.

**Figure 4. Age of Participants in CDBG-CV Programs**



For more information on the programs funded through the CDBG-CV allocations, consult the staff reports from Council meetings on April 28, 2020,<sup>2</sup> and December 8, 2020<sup>3</sup>.

## NEXT STEPS

There are two main next steps related to the community agency funding process. First, staff has launched the FY 2023 community agency funding process. The Notice of Funding Availability was released on September 17. Staff hosted the Bidders' Conference on October 19, 2021 and applications are due on November 19, 2021.

Additionally, on October 26, 2021, Council adopted a resolution authorizing the Mayor to appoint three Council members to form a sub-group with a committee from the CSC to review and discuss the community agency funding process. Together, the joint Council/CSC community agency funding review committee will discuss Council's priorities for the funding process and how it fits into the City's goals and will make recommendations to the full CSC and Council for further consideration. Any recommendations would be implemented in the funding process for FY 2024, which would begin in the fall of 2022. Staff will report back to both the CSC and Council on progress.

<sup>2</sup> April 28, 2020, City Council Meeting Staff Report and Materials:

<https://hayward.legistar.com/LegislationDetail.aspx?ID=4427306&GUID=C0CAA4D0-EB75-475A-B2B0-A167DB2B2CE9&Options=&Search=>

<sup>3</sup> December 8, 2020, City Council Meeting Staff Report and Materials:

<https://hayward.legistar.com/LegislationDetail.aspx?ID=4711815&GUID=2688E44E-21AE-46CD-B493-48E3CA10F915&Options=&Search=>

*Prepared by:* Amy Cole-Bloom, Management Analyst

*Recommended by:* Jessica Lobedan, Acting Community Services Manager


Approved by:

Jennifer Ott, Assistant City Manager

COMMUNITY SERVICES COMMISSION COMMUNITY AGENCY FUNDING ARC DRAFT RECOMMENDATIONS FY 2021					
CATEGORY	AGENCY	PROJECT	FY 2020 FUNDING	FY 2021 REQUESTS	FY 2021 RECOMMENDATIONS
CDBG - PUBLIC SERVICES					
Housing & Homelessness	Abode Services	Alameda County Impact	\$ 48,108	\$ 54,786	\$ 54,786
Housing & Homelessness	Building Opportunities for Self Sufficiency (BOSS)*	South County Homeless Project	\$ -	\$ 40,000	\$ 35,731
Housing & Homelessness	Eden Council for Hope and Opportunity (ECHO Housing)**	Fair Housing	\$ 25,000	\$ 25,000	\$ 25,000
Housing & Homelessness	Eden Council for Hope and Opportunity (ECHO Housing)	Tenant/Landlord Services	\$ 25,000	\$ 25,765	\$ 25,000
Youth & Family	Hayward Public Library	Family Education Program	\$ 77,608	\$ 180,000	\$ 131,568
TOTAL FY 2021 CDBG PUBLIC SERVICES			\$ 175,716	\$ 325,551	\$ 272,085
CDBG - ECONOMIC DEVELOPMENT & INFRASTRUCTURE					
Economic Development	City of Hayward, Economic Development Division	City of Hayward, Business Incentive Program	\$ 75,000	\$ 100,000	\$ 100,000
Economic Development	Community Child Care Council (4-Cs) of Alameda County	Child Care Initiative Project	\$ 30,000	\$ 40,000	\$ 40,000
Economic Development	Downtown Streets, Inc. (2017)	Hayward Downtown Streets Team/Tennyson Corridor	\$ 234,999	\$ 236,414	\$ 236,414
Economic Development	Love Never Fails*	IT Biz Workforce Development	\$ -	\$ 104,370	\$ 104,370
Infrastructure	Friends of Hayward*	Sycamore Lodge Staircase Repair	\$ -	\$ 15,000	\$ 15,000
Infrastructure	St. Rose Hospital Foundation	Hospital Project	\$ -	\$ 150,000	\$ 150,000
Infrastructure	City of Hayward, Community Services Division	Home Repair with Habitat and Rebuilding Together	\$ 300,000	\$ 300,000	\$ 300,000
Infrastructure	City of Hayward, Community Services Division	Infrastructure Administration	\$ -	\$ 30,000	\$ 30,000
TOTAL FY 2021 CDBG ECONOMIC DEVELOPMENT & INFRASTRUCTURE			\$ 639,999	\$ 975,784	\$ 975,784
GENERAL FUND - ARTS & MUSIC					
Arts & Music	Hayward Area Forum for the Arts dba Sun Gallery	Sun Gallery Programs	\$ 29,654	\$ 33,000	\$ 18,000
Arts & Music	Hayward Area Historical Society*	Discovery Kids	\$ -	\$ 9,860	\$ 8,860
Arts & Music	Hayward Municipal Band	Hayward Municipal Band	\$ 11,231	\$ 15,000	\$ 7,072
Arts & Music	La Familia	Hayward Arts Council	\$ 20,000	\$ 27,000	\$ 16,000
Arts & Music	La Familia	Hayward Band/Orchestra	\$ 7,920	\$ 9,000	\$ 9,000
Arts & Music	Love Never Fails*	LNF 'Survivor' Dance Team	\$ -	\$ 49,446	\$ 10,473
Arts & Music	Pacific Chamber Orchestra	Discover Music educational assemblies for HUSD Elementaries	\$ 8,800	\$ 12,000	\$ 8,800
Arts & Music	Youth Orchestra of Southern Alameda County	Hayward Scholarships	\$ 3,795	\$ 3,795	\$ 3,795
TOTAL FY 2021 ARTS & MUSIC RECOMMENDATIONS			\$ 81,400	\$ 159,101	\$ 82,000
GENERAL FUND - SERVICES					
Food Security	Alameda County Community Food Bank	Food Distribution - Food Purchase Program (Soc Svcs)	\$ 35,000	\$ 40,000	\$ 35,000
Economic Development	Centro Community Partners*	Technical Assistance Services for LMI women and minority entrepreneurs	\$ -	\$ 15,000	\$ -
Housing & Homelessness	Centro Legal de la Raza	Tenant Rights Consultation & Assistance	\$ 82,836	\$ 200,000	\$ 74,570
Housing & Homelessness	Community Resources for Independent Living (CRIL)	Hayward Housing Services	\$ 20,000	\$ 30,000	\$ 15,000
Housing & Homelessness	Covia Foundation*	Home Match Hayward	\$ -	\$ 32,000	\$ -
Youth & Family	East Bay Agency for Children (EBAC)	Hayward HUB Family Resource Center	\$ 30,000	\$ 50,000	\$ 20,000
Information & Referral	Eden I&R**	211	\$ 51,813	\$ 50,000	\$ 50,000
Youth & Family	Eden United Church of Christ*	Newcomer Navigation Center	\$ -	\$ 40,000	\$ 10,000
Youth & Family	Eden Youth and Family Center	Eden Youth and Family Center	\$ 20,000	\$ 50,000	\$ 20,000
Housing & Homelessness	Family Violence Law Center	Family Violence and Homelessness Prevention Project	\$ 45,000	\$ 60,000	\$ 37,350
Housing & Homelessness	First Presbyterian Church of Hayward dba South Hayward Parish	South Hayward Parish (SHP) Case Management	\$ 33,000	\$ 38,000	\$ 29,950
Youth & Family	Friends of Hayward*	Prospect Hill Neighborhood Association Garden	\$ -	\$ 15,000	\$ -
Housing & Homelessness	Gold Star Senior Shared Housing & Community Development, Inc*	Gold Star Senior Shared Housing & Community Development, Inc	\$ -	\$ 15,000	\$ -
Youth & Family	Hayward Adult School	Raising Leaders in Hayward- Workshops & Internships	\$ 35,000	\$ 52,539	\$ 14,850
Youth & Family	Horizon Services, Inc.	Lambda Project	\$ 20,000	\$ 50,000	\$ 17,350
Legal	Housing & Economic Rights Advocates (HERA)	Housing & Economic Rights Advocates (HERA)	\$ 12,000	\$ 15,000	\$ -
Legal	International Institute of the Bay Area	Legal Services for Immigrants	\$ 15,000	\$ 30,000	\$ 15,000
Housing & Homelessness	La Familia Counseling Service	FESCO Les Marquis House - Emergency Shelter	\$ 45,000	\$ 50,000	\$ 25,000
Legal	Legal Assistance for Seniors (LAS)	Legal Services & Education to Hayward Seniors	\$ 17,000	\$ 20,000	\$ 10,000
Housing & Homelessness	Ruby's Place	Shelter and Children	\$ 40,000	\$ 43,000	\$ 25,000
Youth & Family	SAVE/COPS*	SAVE/COPS	\$ -	\$ 13,680	\$ 13,680
Food Security	Spectrum Community Services	Meal Program for Seniors	\$ 15,000	\$ 20,250	\$ 17,200
Youth & Family	St. Rose Hospital Foundation*	FACES for the Future	\$ -	\$ 20,500	\$ 10,000
Youth & Family	Tandem Partners in Early Learning*	StoryCycles	\$ -	\$ 27,979	\$ -
Health	Tiburcio Vasquez Health Center, Inc.	School-Based Health Centers at Tennyson & Hayward High Schools	\$ 12,137	\$ 50,000	\$ -
Health	Tri-City Health Center	HIV Program - Early Intervention Services	\$ 15,000	\$ 20,000	\$ 15,000
TOTAL FY 2021 SOCIAL SERVICES RECOMMENDATIONS			\$ 543,786	\$ 1,047,948	\$ 454,950

\*New agency applying for funds  
\*\*Non-competitive award

All amounts are preliminary and subject to change. Final award amounts will be authorized by Hayward City Council in June 2020. CDBG awards are dependent upon FY 2021 federal funding allocations and GF awards are subject to available budgetary funding.



# CITY OF HAYWARD

Hayward City Hall  
777 B Street  
Hayward, CA 94541  
[www.Hayward-CA.gov](http://www.Hayward-CA.gov)

---

**File #:** RPT 21-132

---

**DATE:** November 17, 2021

**TO:** Community Service Commission

**FROM:** Acting Community Services Manager

**SUBJECT**

FY 2021 / 2022 Agenda Planning Calendar

**RECOMMENDATION**

That the Community Services Commission reviews and adopts the 2021 / 2022 Agenda Planning Calendar and provides comments.

**DISCUSSION**

For the Community Services Commission (CSC) consideration, staff has revised the proposed Meeting Schedule Calendar for FY 2021 / 2022 with Agenda topics and dates listed below. The agenda topics were compiled based on comments at previous CSC meetings. This calendar will be on each CSC meeting agenda for review and to ensure any updates are incorporated.

**ATTACHMENTS**

Attachment I - Staff Report



**DATE:** November 17, 2021  
**TO:** Community Services Commission  
**FROM:** Acting Community Services Manager  
**SUBJECT:** FY 2021/2022 Agenda Planning Calendar

**RECOMMENDATION**

That the Community Services Commission reviews and adopts the 2021/2022 Agenda Planning Calendar and provides comments.

**DISCUSSION**

For the Community Services Commission (CSC) consideration, staff has revised the proposed Meeting Schedule Calendar for FY 2021/2022 with Agenda topics and dates listed below. The agenda topics were compiled based on comments at previous CSC meetings. This calendar will be on each CSC meeting agenda for review and to ensure any updates are incorporated.

<b>FY 2021- 2022</b>
<b>COMMUNITY SERVICES COMMISSION AGENDA PLANNING CALENDAR</b>
<b>NOVEMBER 17, 2021</b>
CSC Elections
Bidder's Conference De-brief and ARC Selection
CSC By-laws Discussion
FY 2021 Community Agency Performance Report
<b>DECEMBER 15, 2021</b>
City of Hayward Housing Element Update
CSC Recommendations for Addressing Racial Equity: Strategic Roadmap Recommendations
<b>JANUARY 2022 – No Meeting</b>
FYI: ARC Interviews Scheduled for Saturday, January 22 <sup>nd</sup> and January 29 <sup>th</sup>
<b>FEBRUARY 16, 2022</b>
FY 2022 – 2023 Community Agency Funding Process CSC Draft Funding Recommendations
FYI: OPEN: Public Comment Period
FY 2023 Measure B/BB Annual Paratransit Program Plan
<b>MARCH 16, 2022</b>
FY 2022 – 2023 Community Agency Funding Process CSC Final Funding Recommendations
FYI: END: Public Comment Period
FYI: 30-Day Notice: City Council Public Hearing FY 2022-2023 Funding Recommendations (March 4, 2022)
<b>APRIL 2022 – No Meeting</b>
FYI: April 5: City Council Work Session
FYI: April 26: City Council Public Hearing and Adoption of Funding Recommendations
<b>MAY 18, 2022</b>
Debrief FY 2022 – 2023 Community Agency Funding Process
<b>JUNE 15, 2022</b>
Adoption of FY 2022-2023 Agenda Calendar

## NEXT STEPS

Upon consideration and approval by the Commission, staff will schedule items accordingly for future CSC meetings.

*Prepared and Recommended By:* Jessica Lobedan, Acting Community Services Manager

Approved by:

Jennifer Ott, Assistant City Manager