

# **CITY OF HAYWARD**

Hayward City Hall  
777 B Street  
Hayward, CA 94541  
[www.Hayward-CA.gov](http://www.Hayward-CA.gov)



CITY OF  
**HAYWARD**  
HEART OF THE BAY

## **Agenda**

**Monday, April 3, 2023**

**5:00 PM**

**Council Chambers and Virtual Platform (Zoom)**

**Community Services Commission**

**NOTICE: The Community Services Commission will hold a hybrid meeting in Council Chambers and virtually via Zoom.**

**Zoom Webinar Access Information**

<https://hayward.zoom.us/j/85414986192?pwd=VFpvVDFxMFh0eFJnTURRWDNRUnVsZz09>

Password: 7q!GJ3Nz (for link above)

Or join by phone: US: +1 669 900 6833

Webinar ID: 854 1498 6192

Password: 53432699 (for dial-in option)

**How to submit written Public Comment:**

*Send an email to [Jessica.Lobedan@hayward-ca.gov](mailto:Jessica.Lobedan@hayward-ca.gov) by 2:00 p.m. the day of the meeting. Please identify the Agenda Item Number in the subject line of your email. Emails will be compiled into one file, distributed to the Community Services Commission and City staff and published on the City's Meeting & Agenda Center under Documents Received After Published Agenda. <https://hayward.legistar.com/Calendar.aspx>*

**CALL TO ORDER**

**PLEDGE OF ALLEGIANCE**

**AB 2449 Teleconference Notifications and Consideration**

**ROLL CALL**

**PUBLIC COMMENTS:**

*The PUBLIC COMMENTS section provides an opportunity to address the Community Services Commission. The Commission welcomes your comments and requests that speakers present their remarks in a respectful manner, within established time limits and focus on issues which directly affect the City or are within the jurisdiction of the City. As the Commission is prohibited by State law from discussing items not listed on the agenda, your item may be taken under consideration and may be referred to staff for further action.*

**DISCUSSION**

[ACT 23-023](#)

FY 2024 Community Services Commission Final Funding Recommendations

**Attachments:**

[Attachment I Staff Report](#)

[Attachment II Final Funding Recommendations](#)

**ADJOURNMENT****NEXT REGULAR MEETING – May 17, 2023**

*Assistance will be provided to those requiring accommodations for disabilities in compliance with the Americans Disabilities Act of 1990. Interested persons must request the accommodation at least 48 hours in advance of the meeting by contacting the City Manager at (510) 583-4300 or TDD (510) 247-3340.*



# CITY OF HAYWARD

Hayward City Hall  
777 B Street  
Hayward, CA 94541  
www.Hayward-CA.gov

**File #:** ACT 23-023

**DATE:** April 3, 2023

**TO:** Community Service Commission

**FROM:** Community Services Manager

## SUBJECT

FY 2024 Community Services Commission Final Funding Recommendations

## RECOMMENDATION

That the Community Services Commission:

1. Reviews and comments on this report;
2. Accepts the Application Review Committees' funding recommendations; and
3. Recommends the funding recommendations to Council for final approval.

## SUMMARY

This report provides an overview of the FY 2024 Community Agency Funding (CAF) process, the Application Review Committees' (ARCs) proposed funding recommendations for consideration by the Community Services Commission (CSC), and next steps in the funding process. The funding is summarized by category in Table 1 below. Community Development Block Grant (CDBG) funds are based on the FY 2024 actual entitlement award, received in March.

**Table 1. Summary of Recommended Funding Allocation by Category**

Funding Source	Category	Recipient	Amount
General Fund	Arts & Music	Community Agencies	\$105,301
General Fund	Special Events	Community Agencies	\$66,708
General Fund	Social Services	Community Agencies	\$454,950
CDBG	Public Services	Community Agencies	\$292,416
CDBG	Economic Development/Infrastructure	Community Agencies	\$653,120
<b>Total ARC Recommended Grants</b>			<b>\$1,572,492</b>
CDBG	HUD-Required Fair Housing Services	Community Agency	\$25,000
CDBG	Home Rehabilitation & Infrastructure Project Management	Community Agency	\$325,000

<b><i>Total Non-Competitive Grants</i></b>	<b><i>\$350,000</i></b>
<b>GRAND TOTAL FY 2024 RECOMMENDED FUNDING (ALL SOURCES)</b>	<b>\$1,922,492</b>

In addition to the integration of Special Events into the FY 2024 CAF process, staff implemented changes based on guidance from Council at the meeting of June 28, 2022. These changes are further discussed in the report to the CSC from February 15, 2023.

An in-person quorum was not reached at the March CSC meeting. Staff presented the funding recommendations, received public comment, closed the public comment period for the draft recommendations, and received individual Commissioner feedback. Formal action was deferred. This report summarizes the CSC's funding recommendations for final approval and submission to Council.

#### **ATTACHMENTS**

Attachment I Staff Report  
Attachment II Final Funding Recommendations



**DATE:** April 3, 2023

**TO:** Community Services Commission

**FROM:** Community Services Manager

**SUBJECT** FY 2024 Community Services Commission Final Funding Recommendations

## RECOMMENDATION

That the Community Services Commission:

1. Reviews and comments on this report;
2. Accepts the Application Review Committees' funding recommendations; and
3. Recommends the funding recommendations to Council for final approval.

## SUMMARY

This report provides an overview of the FY 2024 Community Agency Funding (CAF) process, the Application Review Committees' (ARCs) proposed funding recommendations for consideration by the Community Services Commission (CSC), and next steps in the funding process. The funding is summarized by category in Table 1 below. Community Development Block Grant (CDBG) funds are based on the FY 2024 actual entitlement award, received in March.

**Table 1. Summary of Recommended Funding Allocation by Category**

Funding Source	Category	Recipient	Amount
General Fund	Arts & Music	Community Agencies	\$105,301
General Fund	Special Events	Community Agencies	\$66,708
General Fund	Social Services	Community Agencies	\$454,950
CDBG	Public Services	Community Agencies	\$292,416
CDBG	Economic Development/Infrastructure	Community Agencies	\$653,120
<b>Total ARC Recommended Grants</b>			<b>\$1,572,492</b>
CDBG	HUD-Required Fair Housing Services	Community Agency	\$25,000
CDBG	Home Rehabilitation & Infrastructure Project Management	Community Agency	\$325,000
<b>Total Non-Competitive Grants</b>			<b>\$350,000</b>
<b>GRAND TOTAL FY 2024 RECOMMENDED FUNDING (ALL SOURCES)</b>			<b>\$1,922,492</b>

In addition to the integration of Special Events into the FY 2024 CAF process, staff implemented changes based on guidance from Council at the meeting of June 28, 2022<sup>1</sup>. These changes are further discussed in the report to the CSC from February 15, 2023<sup>2</sup>.

An in-person quorum was not reached at the March CSC meeting. Staff presented the funding recommendations, received public comment, closed the public comment period for the draft recommendations, and received individual Commissioner feedback. Formal action was deferred. This report summarizes the CSC's funding recommendations for final approval and submission to Council.

## BACKGROUND

The CSC serves as an advisory body to the Hayward City Council. The CSC makes recommendations to Council regarding the distribution of Infrastructure and Economic Development (Community Development Block Grant [CDBG]), Public/Social Services (CDBG/General Fund), and Arts and Music (General Fund) program funding through the annual Community Agency Funding (CAF) process. For FY 2024, the CSC is also making recommendations to Council regarding the distribution of Special Event funds for eligible community events that encourage inclusion and celebrate diversity in the Hayward community.

The CSC reviews all eligible applications, and the CSC Chairperson appoints three Application Review Committees by funding category to conduct applicant interviews prior to drafting funding recommendations for Council review and approval. The three funding categories are:

1. **Infrastructure and Economic Development:** Affordable housing; housing rehabilitation; nonprofit facility improvements; microenterprise business support; and capacity building. Funds must meet one of three national objectives: benefit low-moderate income Hayward residents; prevent or eliminate slum blight; or meet an urgent need (i.e., disaster).
2. **Arts and Music/Special Events (General Fund):** Arts and music programs that benefit Hayward residents, with an emphasis on activities that support youth education. Free cultural and special events that meet the goals of the [Commitment for an Inclusive, Equitable, and Compassionate Community \(CIECC\)](#) policy, including but not limited to parades, gatherings, arts and crafts shows, fairs, festivals, athletic events, car shows, and musical and other live performances.
3. **Public/Social Services (CDBG/General Fund):** Benefit low-moderate income Hayward residents through programs to provide food security, health services, homelessness and anti-displacement services, including job training; legal services; youth and education services.

---

<sup>1</sup> June 28, 2022, Council Meeting Staff Report

<https://hayward.legistar.com/LegislationDetail.aspx?ID=5709697&GUID=A6B2DFF3-6937-49D4-8EE0-C7C35628FDEF&Options=&Search=>

<sup>2</sup> February 15, 2022, Community Services Commission Staff Report and Attachment

<https://hayward.legistar.com/LegislationDetail.aspx?ID=6021793&GUID=5EFD5D90-DD28-444C-8E84-3300746EA3BA&Options=&Search=>

On February 15, 2023<sup>3</sup>, the CSC met and reviewed the preliminary draft recommendations made by each ARC. ARC Chairs and Committee members summarized the discussion and rationale behind ARC decision-making. Additionally, the CSC heard public comment and initiated a 30-day public comment period for community members to submit feedback on the recommendations to the City and CSC.

In-person quorum was not reached at the March CSC meeting. Staff presented the funding recommendations, received public comment, closed the public comment period for the draft recommendations, and received individual Commissioner feedback. Formal action was deferred. This report summarizes the CSC's funding recommendations for final approval and submission to Council.

## DISCUSSION

Each year, the City receives applications from community agencies requesting funding through the competitive CAF process. The CSC is responsible for reviewing the applications, interviewing applicants, and making recommendations to the Council for how a portion of the City's General Fund and the City's CDBG entitlement award should be allocated. As part of the process, the CSC Chair appoints three ARCs to conduct applicant interviews and make preliminary recommendations for full CSC consideration.

### Available Funding and Funding Requests

Annually, the City funds approximately \$1.7 Million in social programs that provide free or low-cost services to the Hayward community through a combination of federally awarded CDBG funds and allocations from the City's General Fund. Council has also authorized the distribution of FY 2024 Special Events funding through the CAF process.

The ARCs reviewed applications in December 2022 and conducted interviews in January 2023. Subsequently, the ARCs deliberated and made allocation recommendations using estimates made by staff based on assumed funding from the Department of Housing and Urban Development (HUD) and the City. Table 2 below provides a summary of the estimated available FY 2024 funding at the time of the ARC deliberations.

**Table 2. FY 2024 Available Funding**

FUNDING SOURCE	CATEGORY	AMOUNT AVAILABLE
General Fund	Arts and Music	\$132,000
	Special Events	\$100,000
	Social Services	\$454,950
CDBG	Public Services	\$233,243
	Economic Development & Infrastructure	\$599,263
	HUD Required Fair Housing Services <sup>4</sup>	\$25,000
	Home Rehabilitation & Infrastructure Project Management	\$325,000
<b>TOTAL AVAILABLE FUNDING</b>		<b>\$1,869,456<sup>5</sup></b>

<sup>3</sup> February 15, 2023, Community Services Commission Staff Report and Attachment  
<https://hayward.legistar.com/LegislationDetail.aspx?ID=6021793&GUID=5EFD5D90-DD28-444C-8E84-3300746EA3BA&Options=&Search=>

<sup>4</sup> These funds are allocated from the City's administration and planning set-aside, so they do not impact the HUD-mandated 15% cap on CDBG funds for public services.

<sup>5</sup> Total based on initial staff estimates

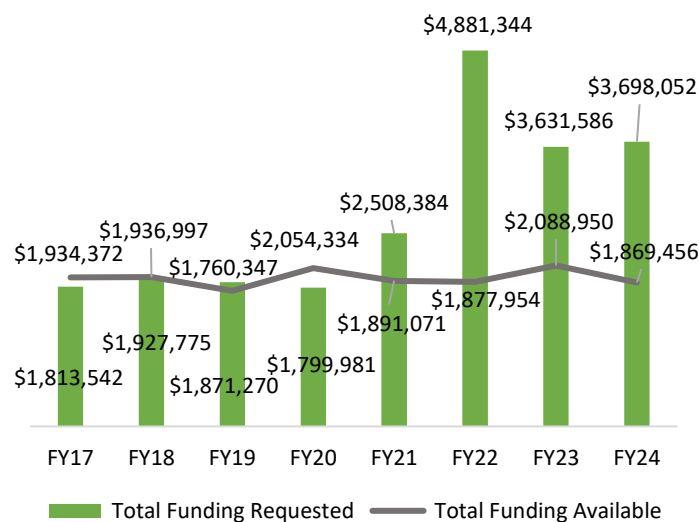


The City received 58 applications for FY 2024 funding by the application deadline. Of those applications, there were 18 new proposed programs/events and 13 new applicants represented. As discussed at the February CSC meeting, two Special Event applications did not advance to ARC interviews, citing their eligible funding amounts based on the Special Event Guidelines were insufficient to host their events.

The majority of applications are reviewed through a competitive process to allocate \$686,950 from the General Fund and approximately \$835,000 from the City's CDBG entitlement, after the costs of administration and planning are set aside<sup>6</sup>. Four projects will be funded through a non-competitive process in FY 2024, including City-sponsored home rehabilitation programs and infrastructure project management. Further discussion is provided in the following section.

Furthermore, even after Council increased the amount of funding for Art and Music programs in FY 2023, the FY 2024 funding requests far exceeds the amount of available funding, as shown in Figure 1 below.

**Figure 1. Funding Requests and Availability since FY 2017<sup>7</sup>**



In total, the Public/Social Services, Arts and Music/Special Events, and Infrastructure/Economic Development ARCs interviewed applicants who requested the amounts listed in Table 3 on the following page.

<sup>6</sup> Staff estimate this allocation based on previous years' entitlement awards. The actual award is expected by late March 2023.

<sup>7</sup> The significant increase in funding requests for FY 2022 are partially driven by \$2.3M in requests from three agencies for capital or property acquisition projects.

**Table 3. Requested FY 2024 Funding by Category**

Category	Funding Source	Number of Applicants	Amount Requested	Amount Available
Competitive				
Arts and Music	General Fund	6	\$139,857	\$132,000
Special Events	General Fund	12	\$92,500	\$100,000
Social Services	General Fund	19	\$880,162	\$454,950
Public Services	CDBG	7	\$362,577	\$233,243*
Economic Development	CDBG	4	\$635,637	\$599,263*
Infrastructure	CDBG	4	\$1,187,319	
Non-Competitive				
Referral Services <sup>8</sup>	General Fund	1	\$50,000	
HUD Required Fair Housing Services <sup>9</sup>	CDBG	1	\$25,000	\$25,000
Home Rehabilitation & Infrastructure Project Management	CDBG	2	\$325,000	\$325,000
TOTALS		56	\$3,698,052	\$1,869,456

\* Based on estimates and used at the time of the ARC deliberations

### ***Non-Competitive Applications***

Per the City of Hayward Compliance Policy Manual adopted by Council in 2014, in each CDBG program year the cost of administration and HUD-related fair housing activities are subtracted from the annual entitlement award amount. In 2019, staff conducted a competitive RFP process for HUD-mandated fair housing services and Eden Council for Hope and Opportunity (ECHO) was selected. For FY 2024, \$25,000 from the CDBG category is allocated to ECHO to provide fair housing services to Hayward residents. This award is required by HUD and the expenses are paid out of the CDBG Administration funds. This award is required by HUD and separate from the CDBG Public Services funds available in the competitive process. Additionally, through the Alameda County analysis of impediments to fair housing completed in 2020, the City committed to funding home rehabilitation programs to prevent displacement of low-income households. Furthermore, the City allocates an additional \$25,000 to Habitat for Humanity to support project management of the CDBG infrastructure grants, ensuring the City maintains compliance with federal regulations.

As discussed at the February CSC Meeting, Eden Information and Referral (EIR) is the sole provider of 2-1-1 in Alameda County and the agency has contractually provided critical information and referral services for 45 years and serves as the county-wide call center for Alameda County's Coordinated Entry System. Based on guidance from Council at the April 17, 2018<sup>10</sup> meeting, Eden Information and Referral (EIR) was removed from the competitive pool

<sup>8</sup> Proposing award outside the CAF process in FY 2024, thus no allocation of available funds denoted in the table.

<sup>9</sup> These funds are allocated from the City's administration and planning set-aside, so they do not impact the HUD-mandated 15% cap on CDBG funds for public services.

<sup>10</sup> April 17, 2018, Staff Report and Attachments

<https://hayward.legistar.com/LegislationDetail.aspx?ID=3478580&GUID=2981C591-F2C9-4FA2-A12C-29BD575383EA&Options=&Search=>

of CAF applicants and has since received a non-competitive Services award of \$50,000 from the competitive funding pool to operate 2-1-1 services.

As shown in Figure 2, the gap in funding requested versus funding available continues to grow. Staff recommend that the CSC recommend to Council that a separate allocation be included in the annual budget process to support 2-1-1 services starting in FY 2025. This would result in \$50,000 being made available through the competitive process that previously was reserved for 2-1-1 services. Staff have identified unallocated FY 2023 funding to support a direct allocation to 2-1-1 for FY 2024 services, allowing for the fully budgeted \$454,950 to be distributed through the competitive funding process.

### ***Competitive Application Review***

After allocating the non-competitive projects, the remaining funds are made available to eligible community partners and social service applicants through the Community Agency Funding process. Each application is thoroughly reviewed by staff and the CSC, and agency specific questions are compiled and shared with applicants prior to their interview. During this process, agencies are given ten minutes to present their projects to the appropriate ARC, then an additional ten minutes to answer questions from the committee. As with last year's funding process, all interviews were held virtually.

Following the interviews, each ARC engaged in extensive deliberation, weighing criteria that included agencies' capacity, leveraging of other funds, history providing equitable and quality services, alignment with City priorities, and the community's need for the service. Additional consideration was taken in evaluating the number of applications a single agency submitted and the over impact that any one agency's recommended funding would have on the total available funds. Their recommendations are reported in detail in Attachment II.

### **Funding Approach**

The CSC approaches the CAF process with the intent to use available funds for the greatest impact by providing needed services for the City's most vulnerable residents. The CSC is committed to refining this process and continually makes changes to ensure that funding recommendations are in alignment with Council priorities and is responsive to emerging needs. As a result of the most recent CAF review process, modifications were made to better align recommendations to Council priorities, streamline funding opportunities, create a more systematic way to evaluate applications and promote a more equitable distribution of funding amongst community organizations serving different Hayward populations.

### **CDBG Estimated vs. Actual Award**

The City typically receives its CDBG entitlement award notification by late March. Annually, staff use past entitlement awards to estimate the coming entitlement award. The CSC developed their initial FY2024 funding recommendations based on an estimated award amount of \$1,300,000. As part of deliberations, the CSC makes recommendations on how to allocate funds in excess of the estimated award.

The ARCs recommended allocating additional funds in excess of CDBG award estimates as depicted in Table 4 below.

**Table 4. Methodology of Recommended Allocations for Additional Funding by Category**

CATEGORY	GUIDING PRINCIPLES
Economic Development/ Infrastructure	<ul style="list-style-type: none"> <li>Designated two agencies to receive additional funding not to exceed the original requested amounts</li> </ul>
Public/Social Services	<ul style="list-style-type: none"> <li>Designated three agencies to receive additional funding not to exceed 75% of the original requested amounts</li> <li>Should there be additional funding, the funding will be allocated 50% to two of the three agencies identified in an amount not to exceed the original requested amounts</li> </ul>

In early March, the City was notified of its FY2024 CDBG entitlement award of \$1,527,801, which exceeds the amount staff estimated for the ARC deliberations. Table 5 outlines actual FY 2024 available funding in both the General Fund and CDBG monies.

**Table 5. Actual FY 2024 Available Funding**

FUNDING SOURCE	CATEGORY	AMOUNT AVAILABLE
General Fund	Arts and Music	\$132,000
	Special Events	\$100,000
	Social Services	\$454,950
CDBG	Public Services	\$267,413
	Economic Development & Infrastructure	\$653,120
	HUD Required Fair Housing Services <sup>11</sup>	\$25,000
	Home Rehabilitation & Infrastructure Project Management	\$325,000
<b>TOTAL AVAILABLE FUNDING</b>		<b>\$1,957,483</b>

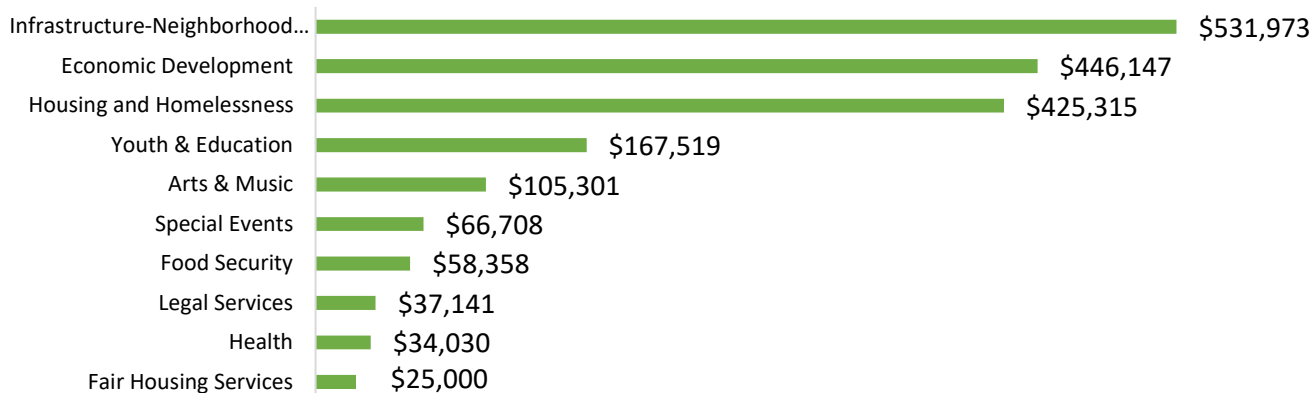
### Recommended Allocations

Each ARC's deliberations resulted in preliminary recommendations, which were reviewed by the CSC at the February 15, 2023, meeting.<sup>12</sup> The CSC heard public comments, then the Chairs of each ARC summarized the discussion and decision-making of their ARC during the CSC meeting. Following the Chairs' presentations and discussion, the CSC decided to move forward with the ARC recommendations, including staff's recommendation to conform recommendations to the existing fundings caps established by Council. The recommendations are presented for final review in this report and Attachment II. Figure 2 below presents a summary of their recommendations by the type of service each agency provides.

<sup>11</sup> These funds are allocated from the City's administration and planning set-aside, so they do not impact the HUD-mandated 15% cap on CDBG funds for public services.

<sup>12</sup> February 15, 2022, Community Services Commission Staff Report and Attachment <https://hayward.legistar.com/LegislationDetail.aspx?ID=6021793&GUID=5EFD5D90-DD28-444C-8E84-3300746EA3BA&Options=&Search=>

**Figure 2. Recommended Funding Allocation by Service Type**



### **Unallocated Special Events Funding**

As part of the recent CAF review process, the subcommittee reviewed the Special Event Support and Grant Program established by Council in 2019<sup>13</sup> and integrated special event funding into the annual CAF process. Modifications included caps for Special Events based on the number of prior years the event had been awarded City funding and the event's projected budget. Special Events applicants are not required to perform audits or acquire fiscal sponsors. As a result, the maximum possible award is limited to the category maximum based on years of prior funding or 20% of the event budget, whichever is less.

The recommended Special Event funding allocations fully fund all 12 Special Event applicants up to their allowable maximums. The recommendation would leave approximately \$33,000 in funding available. The CSC expressed desire to distribute these funds to further support Special Event applicants. To maintain a level of transparency and in an effort to equitably distribute funding in a timely manner, staff recommend distributing any unallocated funding through a separate administrative process.

After considering various options, staff recommend administering the \$33,000 in first come first serve grants in an amount of \$3,000. Furthermore, this process would only be available to Special Event applicants that submitted an application through the CAF process, including two applicants who submitted applications and subsequently withdrew themselves from the process due to the 20% grant budget cap.

Staff would notify the eligible Special Event applicants with instructions on how to separately apply for additional funding. While staff is still finalizing the details around this process, it will require an applicant that is seeking the \$3,000 grant to complete a short web-based form. Not only will this act as a timestamp for record-keeping, but it will require an applicant to provide information as to how the additional funding will be used.

This process would be separate from the initial CAF process and would not impact the CAF recommendations nor will it be subject to the Special Event funding caps outlined in the

---

<sup>13</sup> December 17, 2019, Staff Report and Attachments:  
<https://hayward.legistar.com/LegislationDetail.aspx?ID=4281863&GUID=F67B2968-D186-4128-96D1-87C842FAAB61&Options=&Search=>

Special Event guidelines. If there are funds available after this process, staff recommend carrying it forward to support the Special Event program in future years.

### **Future Funding Considerations**

As part of the discussion around equitable funding, the CSC noted the importance of an agency's ability to diversify funding and not solely rely on the City for ongoing financial support. The CSC requested that staff report which agencies applied for funding across multiple funding categories or applied for multiple programs within a single funding category. This information was provided to the CSC and can be found in the published presentation of the February 15, 2023 CSC meeting<sup>14</sup>.

### **RACIAL EQUITY**

The CSC utilizes a racial equity lens in making funding recommendations through the CAF process. Recognizing that cultural humility and shared experience can assist in removing barriers to accessing service, it is the desire of the CSC to fund agencies that reflect the diversity of the community that they serve.

The CSC plays an active role in advancing racial equity in the CAF process and continues to implement changes to their approach for funding recommendations to support the advancement of racial equity. Examples of recent changes include requiring applicants to submit demographic data about their staffing, leadership, and Board of Directors, as well as asking agencies to describe efforts an organization is undertaking to address racial equity, including any integration of Racial Equity into Strategic Planning and Implementation processes.

The CSC has requested staff offer translation services to interested applicants during the CAF process, particularly during the ARC interviews to help foster participation from non-English speaking applications. The CSC continues to play a critical role in recommending process improvements and funding towards social programs that provide free or low-cost services to the community, including vulnerable, marginalized, and underserved populations. Annually, staff reserves time during the May meeting of the CSC to debrief the CAF process and identify process improvements for the coming year.

### **STRATEGIC ROADMAP**

These funding allocation recommendations support several of the City's Strategic Roadmap priority areas, including Preserve, Protect, & Produce Housing; Grow the Economy; Improve Infrastructure; and Support Quality of Life.

### **FISCAL IMPACT**

The CDBG Program has a positive impact on the City's General Fund, as a portion of CDBG funds (up to 20%) may be used to pay for eligible Planning and Administration of the Program, including staff salaries and benefits. Potential reductions to the City's CDBG grant size and unpredictable program income will result in equivalent reductions to available funds and to the administrative cap. The CDBG program remains an administratively complex

---

<sup>14</sup> February 15, 2022, Community Services Commission Presentation  
<https://hayward.legistar.com/DepartmentDetail.aspx?ID=33054&GUID=027C1AA2-CDED-402C-A698-AAD69F2E4027>

undertaking requiring enhanced dedication of resources from recipients and subrecipients to meet federal reporting standards.

Social Services, Arts and Music, and Special Event funds are General Fund-based and subject to Council discretion. If other General Fund obligations require reductions to this funding, individual grants would be adjusted on a percentage basis accordingly. Historically, Council has acknowledged Social Services grants support “safety net” services (i.e., food, housing, support services for low-income people, and information and referral) and has refrained from reducing or eliminating funding based on fiscal impact. Additionally, as part of the FY 2023 Annual Operating Budget, Council authorized an additional \$50,000 to support Arts and Music programs. These funds are included in the FY 2024 CAF recommendations.

## **PUBLIC CONTACT**

Notice of the public comment period for the preliminary recommended funding allocations was published in The Daily Review on February 3, 2023. The Public Comment period commenced on February 15, 2023, and closed on March 15, 2022. Public comments were accepted at the February 15, 2023, CSC meeting and through email, phone, and written comments to staff.

The following non-profit providers made public comments at the February 15, 2023, CSC meeting:

- Stephanie Penrod, Family Violence Law Center
- Carol Morgan, East Bay Youth Orchestra

No additional public comments were received.

## **NEXT STEPS**

Next steps include the following:

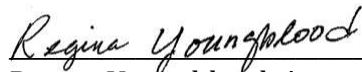
- On Monday, April 3, 2023, the CSC will review and make funding recommendations that will be presented to Council at the April 11, 2023, Work Session.
- On Tuesday, April 11, 2023, a City Council Work Session will be held to present the FY 2024 funding recommendations.
- On Tuesday, April 25, 2023, a Public Hearing will be held regarding the FY 2024 funding recommendations at the City Council Meeting.

On April 3, 2023, at a special meeting, the CSC will make their final recommendations to Council for their review in April.

*Prepared by:* Carol Lee, Management Analyst

*Recommended by:* Jessica Lobedan, Community Services Manager

*Approved by:*



Regina Youngblood, Assistant City Manager



COMMUNITY SERVICES COMMISSION COMMUNITY AGENCY FUNDING PRELIMINARY DRAFT RECOMMENDATIONS FY 2024					
CATEGORY	AGENCY	PROJECT	FY 2023 FUNDING	FY 2024 REQUESTS	FY 2024 RECOMMENDATIONS
CDBG - ECONOMIC DEVELOPMENT & INFRASTRUCTURE					
Economic Development	Centro Community Partners	Technical Assistance Programs and Services for Small Businesses and Underserved Entrepreneurs	\$ 45,445	\$ 50,000	\$ 50,000
Economic Development	Downtown Streets Inc	Hayward Downtown Streets Team*	\$ 206,920	\$ 208,297	\$ 208,297
Infrastructure-Neighborhood Facilities	Community Child Care Council (4-Cs) of Alameda County	Child Care Initiative Project	\$ 45,000	\$ 45,000	\$ 45,000
Infrastructure-Neighborhood Facilities	First Presbyterian Church of Hayward dba South Hayward Parish	South Hayward Parish Critical Infrastructure Upgrade	\$ 193,800	\$ 123,500	\$ 123,500
Infrastructure-Neighborhood Facilities	Habitat for Humanity East Bay/Silicon Valley, Inc.	Home Repair Program	\$ 224,500	\$ 175,000	\$ 175,000
Infrastructure-Neighborhood Facilities	Love Never Fails	IT Biz	\$ 127,000	\$ 332,340	\$ 142,850
Infrastructure-Neighborhood Facilities	Love Never Fails	I AM Launch House	\$ -	\$ 554,000	\$ -
Infrastructure-Neighborhood Facilities	Rebuilding Together Oakland	Rehabilitation and Repair	\$ 150,000	\$ 150,000	\$ 150,000
Infrastructure-Neighborhood Facilities	Ruby's Place	Program Enhancement: Tiny Homes on Wheels	\$ 250,419	\$ 250,419	\$ 83,473
Infrastructure-Neighborhood Facilities	St. Rose Hospital Foundation	Sub Acute Facility	\$ 49,599	\$ 259,400	\$ -
TOTAL CDBG ECONOMIC DEVELOPMENT & INFRASTRUCTURE			\$ 1,292,683	\$ 2,147,956	\$ 978,120
CDBG - PUBLIC SERVICES					
Information & Referral	Love Never Fails	Community Engagement Center	\$ -	\$ 62,190	\$ -
Housing and Homelessness	A-1 Community Housing Services	Housing Counseling	\$ -	\$ 27,795	\$ 27,795
Housing and Homelessness	Abode Services	Alameda County Impact	\$ 49,124	\$ 54,786	\$ 41,090
Housing and Homelessness	Centro Legal de la Raza	Tenant Rights	\$ 93,998	\$ 100,000	\$ 85,069
Housing and Homelessness	Eden Council for Hope and Opportunity	Tenant/Landlord Services	\$ 15,000	\$ 15,000	\$ 15,000
Housing and Homelessness	Ruby's Place	Shelter and Children	\$ 45,141	\$ 45,141	\$ 45,141
Housing and Homelessness	The Alliance for Community Wellness dba La Familia	FESCO Les Marquis House - Emergency Shelter	\$ 45,141	\$ 57,665	\$ 53,318
Housing and Homelessness	Eden Council for Hope and Opportunity	Fair Housing Services**	\$ 25,000	\$ 25,000	\$ 25,000
TOTAL CDBG PUBLIC SERVICES			\$ 273,404	\$ 387,577	\$ 292,413
GENERAL FUND - SERVICES					
Food Security	05 Sikh Seva*	Feed the Hayward Community*	\$ -	\$ 18,250	\$ 10,000
Food Security	First Presbyterian Church of Hayward (FPCH) dba South Hayward Parish	South Hayward Parish Food Pantry*	\$ -	\$ 50,000	
Food Security	Mercy Retirement & Care Center	Mercy Brown Bag Program	\$ 25,000	\$ 20,000	\$ 14,665
Food Security	Spectrum Community Services	Meal Program for Seniors	\$ 25,000	\$ 50,000	\$ 33,693
Health	Bay Area Community Health (BACH)	HIV Program - Early Intervention Services	\$ -	\$ 25,000	\$ 12,994
Health	Crisis Support Services of Alameda County	Expanding Mental Health and Suicide Prevention Services in Hayward	\$ 25,000	\$ 34,000	\$ 21,036
Housing and Homelessness	Building Opportunities for Self Sufficiency (BOSS)	South County Homeless Project (SCHP)	\$ 18,000	\$ 50,000	\$ 30,833
Housing and Homelessness	Community Resources for Independent Living (CRIL)	Hayward Housing Services	\$ 20,000	\$ 25,000	\$ 15,645
Housing and Homelessness	Family Violence Law Center	Family Violence and Homelessness Prevention Project	\$ 59,745	\$ 60,000	\$ 41,858
Housing and Homelessness	First Presbyterian Church of Hayward (FPCH) dba South Hayward Parish	South Hayward Parish Shelter & Resource Center*	\$ -	\$ 100,000	\$ 69,565
Housing and Homelessness	First Presbyterian Church of Hayward (FPCH) dba South Hayward Parish	South Hayward Parish: Case Management Services	\$ 55,000	\$ 74,412	
Legal Services	Immigration Institute of the Bay Area	Legal Services for Immigrants	\$ 20,000	\$ 30,000	\$ 17,076
Legal Services	Legal Assistance for Seniors (LAS)	Legal Services & Education to Hayward Seniors	\$ 14,450	\$ 30,000	\$ 20,065
Youth & Education	East Bay Agency for Children (EBAC)	Hayward HUB Family Resource Center	\$ 40,000	\$ 50,000	\$ 31,315
Youth & Education	Eden United Church of Christ	Newcomer Navigation Center	\$ 50,000	\$ 75,000	\$ 49,235
Youth & Education	Eden Youth and Family Center	Eden Youth and Family Center	\$ 22,500	\$ 50,000	\$ 33,083
Youth & Education	El Puente Comunitario*	Parents In Action For Education*	\$ -	\$ 38,500	\$ 10,000
Youth & Education	Hayward Area Historical Society	Filipino Asian Basketball*	\$ -	\$ 50,000	\$ 10,000
Youth & Education	Horizon Services, Inc.	Lambda Project	\$ 35,000	\$ 50,000	\$ 33,887
TOTAL SOCIAL SERVICES			\$ 409,695	\$ 880,162	\$ 454,950
GENERAL FUND - ARTS & MUSIC					
Arts & Music	Hayward Area Historical Society	Photograph and Collections Digitization	\$ 12,444	\$ 20,000	\$ 20,000
Arts & Music	Hayward Arts Council	Hayward Arts Council	\$ 13,500	\$ 20,000	\$ 20,000
Arts & Music	Love Never Fails	Healing Arts	\$ 10,615	\$ 56,062	\$ 25,000
Arts & Music	Pacific Chamber Orchestra	Discover Music educational assemblies for the HUSD Elementary Schools	\$ 6,750	\$ 20,000	\$ 16,506
Arts & Music	Ruby's Place***	Sun Gallery	\$ 14,000	\$ 20,000	\$ 20,000
Arts & Music	Youth Orchestra of Southern Alameda County (EBOY)	Hayward Scholarships/Stipends	\$ 3,795	\$ 3,795	\$ 3,795
TOTAL ARTS & MUSIC			\$ 61,104	\$ 139,857	\$ 105,301
GENERAL FUND - SPECIAL EVENTS					
Special Events	100K Trees for Humanity*	100K Trees for Humanity - Hayward*		\$ 10,000	\$ 10,000
Special Events	Building Opportunities for Self Sufficiency (BOSS)	Wellness Party & Resource Fair*		\$ 10,000	\$ 2,000
Special Events	Hayward Area Historical Society***	Hayward Municipal Band		\$ 7,500	\$ 7,085
Special Events	Hayward Business Association*	Latin Jazz Festival*		\$ 5,000	\$ 5,000
Special Events	Hayward Business Association*	Vintage Alley Car Show*		\$ 7,000	\$ 5,795
Special Events	Kuma Hula Association of Northern California*	Hawaiian May Day Festival 2024*		\$ 10,000	\$ 10,000
Special Events	La Alianza De Hayward*	Annual Cinco De Mayo Festival*		\$ 7,000	\$ 3,858
Special Events	West Coast Blues Society	Russell City Awareness Concert Series & Juneteenth Celebration		\$ 5,000	\$ 3,000
Special Events	The Alliance for Community Wellness DbA La Familia	La Familia - Building Community through Culture*		\$ 5,000	\$ 5,000
Special Events	The Araminta Ross Foundation*	Community Resource Fair		\$ 10,000	\$ 3,000
Special Events	Treasures Unleashed*	Treasures Unleashed*		\$ 6,000	\$ 1,970
Special Events	Velda Goe*	Kwanzaa: An-African American Cultural Tradition*		\$ 10,000	\$ 10,000
TOTAL SPECIAL EVENTS				\$ 92,500	\$ 66,708

\*New agency/program applying for funds  
\*\*Non-competitive award  
\*\*\*Fiscal Sponsor  
All amounts are preliminary and subject to change. Final award amounts will be authorized by Hayward City Council in June 2023.