

CITY COUNCIL MEETING

APRIL 27, 2021

PRESENTATIONS

PUBLIC HEARING

ITEM #4

PH 21-036

**COMMUNITY AGENCY
FUNDING**



FY 2022 Community Agency Funding Recommendations, FY 2022 Annual Action Plan & CDBG COVID-19 Funding Update

City Council Public Hearing, April 27, 2021

Monica Davis, Community Services Manager
Carol Lee, Management Analyst

Presentation Outline

PART 1


- CDBG COVID-19 CARES Act Funding Update
- FY 2022 Annual Action Plan
- Community Agency Funding Recommendations
 - General Fund (Arts & Music and Social Services)
- Questions, Discussion, Council Action

PART 2

- Community Agency Funding Recommendations
 - CDBG (Public Services and Economic Development & Infrastructure)
- Questions, Discussion, Council Action

Recommendations

- Receive an update on the status of the CDBG-CV funds allocated through the CARES Act, and
- Affirm the CSC's FY 2022 community agency funding recommendations, with final Council authorization of the funding allocations of the Social Services, and Arts and Music categories made within the context of the Council's FY 2022 budget to be adopted in June 2021, and
- Adopts a resolution authorizing the City Manager to apply for the CDBG Program for Program Year 2021, including the City of Hayward FY 2022 Annual Action Plan with the FY 2022 CDBG funding allocations.



CDBG-CV Funding Update

Overview

CDBG-CV Funding Overview

Through the federal Coronavirus Aid, Relief, and Economic Security Act (CARES Act), passed in March 2020, the City of Hayward received two allocations of emergency CDBG-CV funds:

- Round 1: \$902,238 awarded in April 2020
- Round 3: \$1,191,514 awarded in September 2020

CDBG-CV Funding Allocations

April 28, 2020

**Round 1 & Uncommitted CDBG Funds
\$1.47 M**

- Local food banks to Promote Food Security for Low-Income and Senior Residents
- Counseling and Financial Assistance to Renters and Homeowners
- Homeless Outreach and Shelter Services
- Childcare Services and Support for Childcare Providers
- Referral and Information Services
- Grants to Micro-Enterprises to Promote Recovery from COVID-19

December 8, 2020

**Round 3 & Uncommitted CDBG Funds
\$1.69 M**

- Housing Displacement Prevention
 - Tenant Rent Relief program
 - Homeowner loan program
- Economic Development
- Health Facilities Support
- Permanent Supportive Housing
- Food Distribution
- Administration (<2%)

CDBG-CV Funding Update

80%

of ED & Public Services funds in contract
(4/1/21)

100%

of funds for small business assistance,
rent relief, and Navigation Center
distributed

35

Small businesses assisted

600+

Rental assistance grants

50+

Households provided education +
technical assistance to prevent
foreclosure

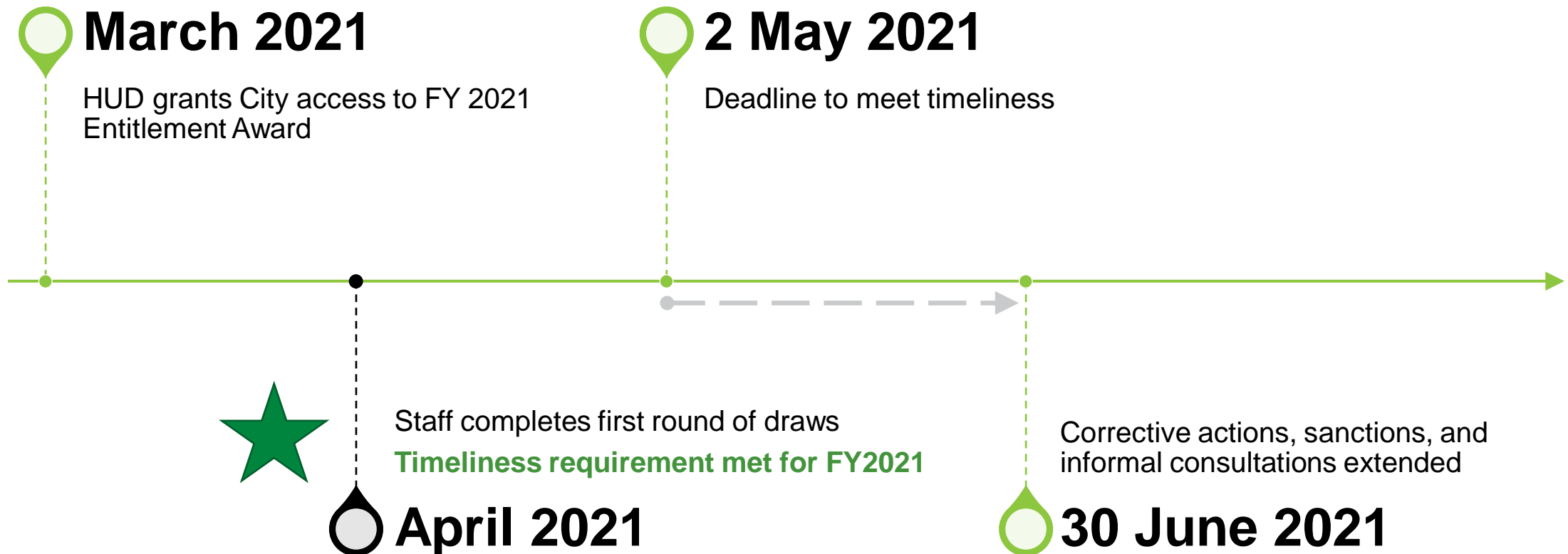
41

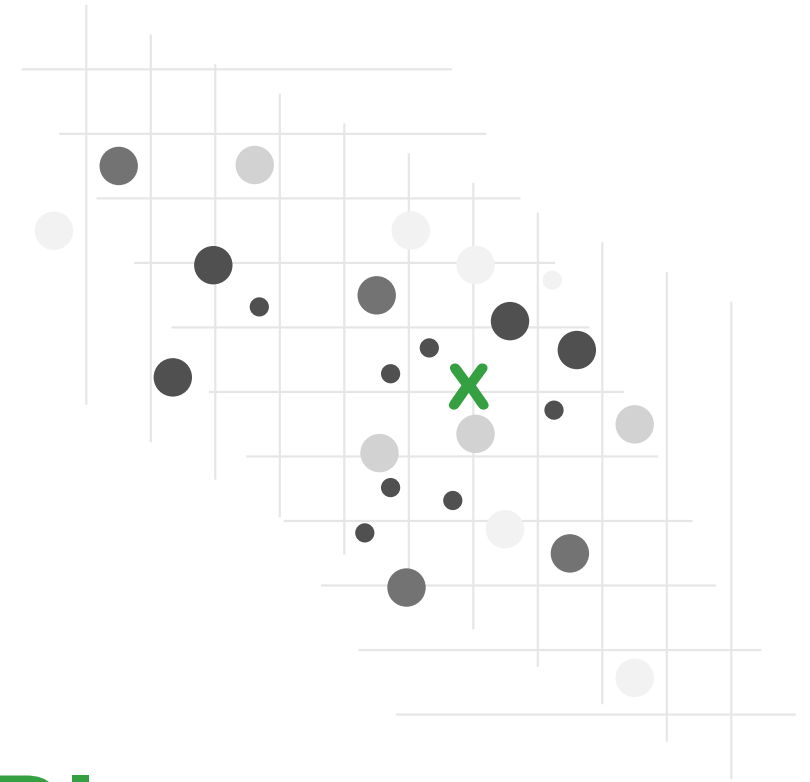
Small childcare providers given training,
PPE + cleaning supplies

FY 2021 CDBG Timeliness Requirement

Update

FY 2021 CDBG Timeliness Report






FY 2022 Annual Action Plan

Priority Needs & Goals Overview

PRIORITY NEEDS	GOALS	SAMPLE ACTIVITIES
1. Expand & Improve Public Infrastructure & Facilities	1a. Improve access to & capacity of public facilities and infrastructure	Non-profit agency roof replacement; public park renovation
2. Preserve, Protect, and Produce Housing Stock	2a. Preserve existing homeownership housing	Home repairs for older adults
	2b. Develop new affordable housing	Grants to affordable housing developers
3. Public Services & Quality of Life Improvements	3a. Provide supportive services for special needs populations	Public services programs for homeless individuals or victims of domestic violence
	3b. Provide vital services for low-to-mod income households	Youth programs
4. Economic Development	4a. Provide for small business assistance	Grants to businesses of 5 or fewer employees

FY 2022 Annual Action Plan

PROJECT CATEGORY	PROGRAM YEAR 2021 FUNDING ALLOCATION
Administration & Planning	\$372,754
Public Facilities & Infrastructure	\$200,000
Public Services	\$311,779
Housing Programs	\$458,397
Economic Development	\$520,838
<i>TOTAL</i>	<i>\$1,863,768</i>



FY 2022 Funding Recommendations

General Fund

Arts and Music

FY 2022 Funding Recommendations – General Fund

FY 2022 Funding Recommendations

Arts and Music

AGENCY	PROJECT	FY 2021 AWARD	FY 2022 REQUEST	FY 2022 RECOMMENDED
Hayward Area Forum for the Arts (dba Sun Gallery)	Sun Gallery Programs	\$18,000	\$29,000	\$15,000
Hayward Area Historical Society	Discovery Kits	\$8,860	\$21,500	\$13,160
Hayward Area Historical Society***	Band & Orchestra Festival	\$9,000	\$7,000	\$4,750
Hayward Area Historical Society***	Hayward Arts Council	\$16,000	\$25,000	\$16,000
Hayward Area Historical Society***	Hayward Municipal Band	\$7,072	\$14,000	\$0
Love Never Fails	Healing Arts	\$10,473	\$49,337	\$11,795
Pacific Chamber Orchestra	Discover Music educational assemblies for the HUSD Elementary Schools	\$8,800	\$12,000	\$7,500
West Coast Blues Society*	Russell City Blues Series & Juneteenth Celebration*	\$0	\$15,000	\$10,000
Youth Orchestra of Southern Alameda County (EBYO)	Hayward Scholarships/Stipends	\$3,795	\$3,990	\$3,795
TOTAL		\$82,000	\$176,827	\$82,000

*New agency/program applying for funds

***Fiscal Sponsor

Social Services

FY 2022 Funding Recommendations – General Fund

FY 2022 Funding Recommendations

Social Services: Food Security & Health

AGENCY	PROJECT	FY 2021 AWARD	FY 2022 REQUEST	FY 2022 RECOMMENDED
Alameda County Community Food Bank	Food Distribution - Food Purchase Program	\$35,000	\$35,000	\$30,000
First Presbyterian Church of Hayward DBA South Hayward Parish	Case Management Services	\$29,950	\$63,825	\$34,950
Spectrum Community Services	Meal Program for Seniors	\$17,200	\$22,500	\$22,500
Bay Area Community Health	HIV Program - Early Intervention Services	\$15,000	\$20,000	\$15,000
Tiburcio Vasquez Health Center, Inc.	Care Coordination and Crisis Services*	\$0	\$57,012	\$25,655
Total		\$97,150	\$198,337	\$128,105

*New agency/program applying for funds

FY 2022 Funding Recommendations

Social Services: Housing & Homelessness

AGENCY	PROJECT	FY 2021 AWARD	FY 2022 REQUEST	FY 2022 RECOMMENDED
Community Resources for Independent Living (CRIL)	Hayward Housing Services	\$15,000	\$25,000	\$11,665
Eden United Church of Christ	Newcomer Navigation Center	\$10,000	\$30,000	\$10,000
Family Violence Law Center	Family Violence and Homelessness Prevention Project	\$37,350	\$60,000	\$30,000
La Familia Counseling Service	FESCO Les Marquis House - Emergency Shelter	\$25,000	\$50,000	\$25,000
Love Never Fails	Hope & A Future*	\$0	\$108,933	\$40,000
Ruby's Place	Shelter and Children	\$25,000	\$60,000	\$25,000
SAVE/COPS	SAVE/COPS	\$13,680	\$14,585	\$13,680
Total		\$126,030	\$348,518	\$155,345

*New agency/program applying for funds

FY 2022 Funding Recommendations

Social Services: Information & Referral, Legal Services, Youth & Education


AGENCY	PROJECT	FY 2021 AWARD	FY 2022 REQUEST	FY 2022 RECOMMENDED
Eden I&R, Inc.**	2-1-1 Communication System	\$50,000	\$50,000	\$50,000
Immigration Institute of the Bay Area	Legal Services for Immigrants	\$15,000	\$40,000	\$20,000
Legal Assistance for Seniors (LAS)	Legal Services & Education to Hayward Seniors	\$10,000	\$20,000	\$10,000
East Bay Agency for Children (EBAC)	Hayward HUB Family Resource Center	\$20,000	\$50,000	\$22,500
Eden Youth and Family Center	Eden Youth and Family Center	\$20,000	\$50,000	\$22,500
Fresh Lifelines for Youth, Inc.*	FLY Law and Leadership Program*	\$0	\$22,000	\$12,000
Hayward Adult School	Hayward Adult School Computer Lab*	\$0	\$37,777	\$0
Hayward Adult School	Raising Leaders in Hayward-Workshops & Internships	\$14,850	\$16,400	\$12,000
Horizon Services, Inc.	Lambda Project	\$17,350	\$50,000	\$22,500
Total		\$147,200	\$336,177	\$171,500

*New agency/program applying for funds

**Non-competitive award

Social Services

Methodology of
Recommended Allocations
for Additional Funding



Food Security




Health



Housing & Homelessness

That the City Council:


- **Approves funding allocations for FY 2022**
 - **Arts & Music Category**
 - **Social Services Category**
- **Approves authorization of the CDBG FY 2022 Annual Action Plan submission**




RECOMMENDATION

Public Hearing Format:

- 1) Council Questions
- 2) Public Comments/Open Public Hearing
- 3) Council Discussion & Action





Community Development Block Grant

FY 2022 Funding Recommendations – CDBG

Public Services and Economic Development & Infrastructure

FY 2022 Funding Recommendations

Public Services (CDBG)

AGENCY	PROJECT	FY 2021 AWARD	FY 2022 REQUEST	FY 2022 RECOMMENDED
A-1 Community Housing Services*	Housing Counseling*	\$0	\$27,314	\$20,000
Abode Services	AC Impact	\$54,786	\$54,786	\$27,899
Building Opportunities for Self Sufficiency (BOSS)	South County Homeless Project (SCHP)	\$35,731	\$36,000	\$20,000
Eden Council for Hope and Opportunity (ECHO Housing)	Tenant/Landlord Services	\$25,000	\$25,000	\$20,000
Eden Council for Hope and Opportunity (ECHO Housing)**	Fair Housing	\$25,000	\$25,000	\$25,000
Centro Legal de la Raza	Tenant Rights Program	\$74,570	\$270,000	\$75,164
Hayward Public Library	Family Education Program	\$131,568	\$180,720	\$148,716
Total		\$346,655	\$618,820	\$336,779

*New agency/program applying for funds

**Non-competitive award

FY 2022 Funding Recommendations


Economic Development and Infrastructure (CDBG)

AGENCY	PROJECT	FY 2021 AWARD	FY 2022 REQUEST	FY 2022 RECOMMENDED
Centro Community Partners*	Entrepreneurship Education, Financial Literacy & Access to Capital to Women/Minority Businesses*	\$0	\$30,000	\$30,000
City of Hayward, Economic Development Division	City of Hayward, Small Business Grant Program	\$100,000	\$100,000	\$100,000
Community Child Care Council (4-Cs) of Alameda County	Child Care Initiative Project	\$40,000	\$45,000	\$45,000
Downtown Streets, Inc. (2015)	Hayward Downtown Streets Team	\$236,414	\$235,886	\$224,166
Love Never Fails	Get With IT- Empowering and educating low-income gender and racially diverse people for careers in IT	\$104,370	\$129,379	\$121,672
FESCO	Les Marquis House Emergency Shelter	\$0	\$28,000	\$28,000
Love Never Fails	I AM 'Launch' House	\$0	\$609,400	\$60,606
Ruby's Place	Shelter Expansion with Tiny Homes	\$0	\$500,000	\$44,781
St. Rose Hospital Foundation	Senior Population Health ~ Sub Acute Facility	\$150,000	\$1,200,000	\$50,000
Habitat for Humanity East Bay/Silicon Valley	Home Repair Program	\$180,000	\$175,000	\$175,000
Rebuilding Together Oakland	Rehabilitation and Repair	\$150,000	\$150,000	\$150,000
Total		\$960,784	\$3,202,665	\$1,029,225

*New agency/program applying for funds

That the City Council:

- **Approves CDBG funding allocations for FY 2022**
 - **Public Services Category**
 - **Economic Developments and Infrastructure Categories**



RECOMMENDATION

NEXT STEPS

Public Comment Period

April 6, 2021 – May 6, 2021


Submit comments to Carol Lee
(carol.lee@hayward-ca.gov or 510-583-5343)

FY 2022 Annual Action Plan submission

Friday, May 14, 2021

Public Hearing Format:

- 1) Council Questions
- 2) Public Comments/Open Public Hearing
- 3) Council Discussion & Action



LEGISLATIVE BUSINESS

ITEM #5

LB 21-012

FEDERAL STIMULUS FUNDING

Federal Stimulus Funding: ***Resolution to Accept Funds and*** ***Feedback on Draft Expenditure Process*** ***and Plan***

April 27, 2021
City Council Meeting

Staff Recommendation:

1. Adopt a Resolution authorizing the acceptance of the Federal Stimulus allocation
2. Provide feedback on a draft plan and process for expenditure of Stimulus funding

America Rescue Plan Act of 2021 (ARPA)

- Signed into law March 11, 2021 to provide a \$1.9 trillion economic stimulus package to address impacts due to COVID crisis
- \$65 billion in direct federal relief to cities to address economic and fiscal impacts
- Hayward to receive approximately \$38 million in local relief
 - *\$19 million or 50% within 30-60 days*
 - *\$19 million or 50% within 12 months*
- Funds are flexible to address City needs associated with COVID-19 crisis and must be expended by December 2024
 - *Explicitly cannot be spent on pensions or pension obligations*

Identified Hayward Needs

- Illness and deaths
- Disparate impacts on communities of color
- Temporary and permanent business closures
- Loss of jobs
- Increased housing instability and homelessness
- Increased crime, blight, and illegal dumping
- Substantial decrease in City revenue and reduction in reserves
- Financial concessions/furloughs from employees
- Increased need for technological support for remote work transition
- Intense expectations to urgently address emergency

April 6th Council Work Session: Proposed Stimulus Expenditure Plan Framework

- Hayward to receive approximately \$38 million in local relief
 - *\$19 million or 50% within 30-60 days*
 - *\$19 million or 50% within 12 months*
- Recommend splitting the funding into two major expenditure categories with a range of \$15-\$25 million each:
 1. *Community Safety & Economic Recovery* –
prioritizing direct external and community needs
 2. *Fiscal Recovery & Stabilizing City Operations* –
targeting internal fiscal needs to ensure continued community service provision

April 6th Council Work Session:

Proposed Stimulus Expenditure Plan Framework

- *General guidelines for identifying specific projects:*
 - Falls into established categories
 - Addresses needs created due to COVID crisis
 - Meets multiple public purposes or is cross-departmental
 - Fills a funding gap and/or leverages other sources of funds
 - Helps create more sustainable sources of funding
 - Ineligible or unlikely to be funded through other sources of funds
 - Can be expended by December 2024
 - Can be implemented with existing or one-time contract staff

Draft Expenditure Process & Plan

- Prepared more detailed expenditure plan based on:
 - Council feedback on process, projects and focus areas
 - City's Strategic Roadmap
 - Unfunded capital needs
 - Current trends and data
 - Previous residential surveys
 - Other City documents and planning processes

Draft Expenditure Process & Plan (*cont.*)

- Community Safety & Economic Recovery
 - *Economic & Community Recovery - \$3 million to \$6 million*
 - *Housing and Homelessness - \$10 million to \$14 million*
 - *Enhanced Clean-Up and Infrastructure - \$2 million to \$4 million*
- Fiscal Recovery & Stabilizing City Operations
 - *Fiscal and Staffing Recovery - \$13 million to 15 million*
 - *Building & Technology Investments - \$3 million to \$4 million*
 - *Disaster Preparedness - \$3 million to \$7 million*

Draft Expenditure Process & Plan (*cont.*)

- COMMUNITY SAFETY & ECONOMIC RECOVERY
 - **Economic & Community Recovery - \$3 million to \$6 million**
 - *Economic Development Business Recovery Programs – Business community outreach and CEDC review*
 - *Community Agency Funding Augmentation – CSC review*
 - *Public Safety Workshop Pilot Projects – Workshop process and Council review*
 - *Tech Lending Library – CLC review*
 - *Weekes Branch Assessment and Improvements – CLC review*
 - *The Stack Contribution – CLC review*

Draft Expenditure Process & Plan (*cont.*)

- COMMUNITY SAFETY & ECONOMIC RECOVERY
 - **Housing & Homelessness - \$10 million to \$14 million**
 - *Extend Hotel Annex Program – Let's Housing Hayward (LHH) process/Council review*
 - *Expand Winter Warming Shelter Year-round – LHH process*
 - *Additional LHH Recommendations – LHH process*
 - *Relocation Assistance for Displaced Tenants – Outreach and HHTF review*
 - *Foreclosure Legal and Financial Assistance – Outreach and HHTF review*
 - *First-Time Homeowner Downpayment Assistance – Outreach and HHTF review*
 - *Tax-Defaulted/Foreclosed Property Program – Outreach and HHTF*

Draft Expenditure Process & Plan (*cont.*)

- COMMUNITY SAFETY & ECONOMIC RECOVERY
 - **Enhanced Clean-Up & Infrastructure - \$2 million to \$4 million**
 - *Operation Clean Sweep: Enhanced Citywide Clean-Up – July Council review*
 - *Hotel Vouchers for Encampment clean-ups – July Council review*
 - *Encampment Clean-Ups – July Council review*
 - *Mobile Pressure Washer for Encampment Clean-Ups – CLC review*
 - *Enterprise Transfer Site Paving Project – CLC review*
 - *Mission Blvd Phase 3 Contribution – CLC review*

Draft Expenditure Process & Plan (*cont.*)

- FISCAL RECOVERY & STABILIZING CITY OPERATIONS
 - **Fiscal Recovery - \$13 million to \$15 million**
 - *Replenishment of General Fund Reserves – July Council review*
 - *Offset of Future Revenue Loss due to Pandemic – July Council review*
 - *Repayment of Employee Concessions – July Council review*

Draft Expenditure Process & Plan (*cont.*)

- FISCAL RECOVERY & STABILIZING CITY OPERATIONS
 - **Building & Technology Upgrades - \$3 million to \$4 million**
 - *Technology Investment in City Operations – CIC review*
 - *Building Security Upgrades – CIC review*
 - *Security Cameras in Garage and Heritage Plaza – CIC review*
 - *City Hall Intercom/Communication System – CIC review*
 - *Corporation Yard Remodel/Refresh – CIC review*
 - *Fleet Shop Expansion – CIC review*
 - *Fully Electric Utility Vehicle – CIC review*

Draft Expenditure Process & Plan (*cont.*)

- FISCAL RECOVERY & STABILIZING CITY OPERATIONS
 - **Disaster Preparedness - \$3 million to \$7 million**
 - *Fire Engine – CIC review*
 - *Fire Training Center Funding Contribution – CIC review*
 - *Rescue Pumper Vehicle – CIC review*

Next Steps

- Upon Council approval of resolution, request funds from federal government
- Upon receiving Council feedback, conduct additional outreach and Council committee review in May/June on draft expenditure plan
- Return for Council approval and appropriation of stimulus funding expenditure plan in July
- Ongoing 6-month reviews of expenditure plan and additional appropriations, as necessary

Staff Recommendation:

1. Adopt a Resolution authorizing the acceptance of the Federal Stimulus allocation
2. Provide feedback on a draft plan and process for expenditure of Stimulus funding

Legislative Business Item Format:

1. Council questions
2. Public comments
3. Council discussion and motion

Background Slides (if Needed)

Allowable Local Uses As Drafted in Legislation

- (A) to cover expenses related to the response to the public health emergency or its negative economic impacts;
- (B) to respond to workers performing essential work during the COVID–19 public health emergency by providing premium pay to eligible local workers, or by providing grants to eligible employers that have eligible essential workers;
 - This allows a municipality to provide up to \$13 per hour above regular wages.
- (C) to recover local government revenue losses due to COVID-19 to allow for continued service provision relative to revenues collected in the most recent full fiscal year; or
 - Key here: **prior to the emergency**. The base year against which you will measure lost revenue happens not the most recent full fiscal year but the most recent full fiscal year prior to the emergency.
- (D) to make necessary investments in water, sewer, or broadband infrastructure.

Process

- Upon Certification (City must actively seek): Disbursement comes in Two Tranches (12 months apart)
- Funds must be used by December 31, 2024
- CDBG entitlement cities (like Hayward) will receive funds directly from US Treasury within 60 days
- All others will receive their distribution through the State
 - Non-entitlement cities (As defined by CDBG – generally 50,000 population and below)
 - Distribution based upon population
- Counties will receive their allocation per capita
- In the final version, ALL recipients of money will have to provide periodic reports to Treasury.

ARPA Funding for Our Residents and Our Local Businesses

- Direct Payments - \$1,400 per person, reduced eligibility (\$80,000) – already being distributed
 - Local governments may want to ramp up Buy Local campaigns, send reminders about utility or tax payments
- Tax Credits - Increase to and extension of Earned Income, Dependent Care, and Child Tax Credit
- Tax Credits - Employee Retention Credit and Paid Leave Credit
- Tax Credits - Makes states and local governments eligible for FFCRA paid leave reimbursable tax credit, beginning March 31, 2021
- Extension to additional Unemployment benefits, federal component – applies at State level (unless an employer provides unemployment benefits on a reimbursement basis, with 75% subsidy for that)
- Limited PPP funding increase (March 31 closes) – includes nonprofit eligibility; EIDL increase
- Restaurant Revitalization Fund – grants equal to pandemic-related revenue loss
- Funding for shuttered venue operators
- Extends SNAP and WIC increases

Health and Human Services

- Health - Supplemental vaccination and testing grants for state and local distribution
- Health - Funding available to state and local government public health departments to support workforce
- Health - Funding available for community health centers
- Health - Block grants under the Substance Abuse and Mental Health Services Administration
- Human Services - Child Care and Development Block Grant – these go to the State then to providers
- Human Services - Child Care Stabilization grants; Child Care Entitlement to States
- Human Services - Emergency Funding to states for low-income families with children
- Human Services - Mental Health Services Block grant, Substance Abuse Block grants, grants to Community Behavioral Health Clinics, funds for Head Start, home visiting programs, child abuse prevention and treatment grants, family violence grants
- Human Services - Older American Act funding, including nutrition programs
- Human Services - HHS – LIHEAP for energy assistance, plus water/sewer assistance
- Medicaid and Medicare provisions that will apply at the state level, ACA provisions
- 100% COBRA subsidy

FEMA, Transportation and Education

- Maintain 100% FEMA reimbursement to states and local governments (Apply!)
- FEMA firefighter, SAFER, and emergency management performance grants (Suggest joint grant)
- Food supply chain – USDA purchases of food and seafood, seafood processors
- Operating assistance formula grants to states to support rural transit programs/agencies
- Airport funding – costs related to operations and COVID response; non-primary airports aid
- Education (ESSERF)– school districts ventilation systems, support staff, reduced class sizes, PPE, learning loss remediation - - Must have plan to return to in-person operations
- Education – funds to IDEA, non-public schools through governor; School and library internet funding through FCC E-rate program
- Education - States must maintain spending on both K-12 and higher education in FY 2022 and FY 2023 at least at the proportional levels relative to a state's overall spending, averaged over FY 2018, FY 2019 and FY 2020.
 - States cannot cut per-pupil spending for high-need districts more than other districts; cannot fund highest-poverty districts below FY19 funding

Utility, Consumer, and Housing

- University funding for lost revenue; restrictions on use, including to use for financial aid
- Emergency rent relief and utility assistance; extra for rural housing
- Emergency housing vouchers to address homelessness
- Homeowner Assistance Fund – mortgage payments, property taxes, utilities, insurance
- Housing – not more than 15% of funds can be used for admin by states and local governments
- Low-Income Household Drinking Water and Wastewater Emergency Assistance Program created under the FY 2021 Omnibus to assist with payments for drinking water and wastewater expenses
- VA construction funds to upgrade homes; support for state-operated facilities
- Emergency assistance through TANF
- EDA Economic adjustment assistance competitive grants for planning and projects
 - 25% reserved for states and communities to address losses in the travel, tourism or outdoor recreation sectors
- Corporation for Public Broadcasting – stabilization grants to small and rural stations