Council Airport Committee

April 22, 2021

How to Provide Public Comments

- **Click the “Raise Hand” button to request to speak when the Staff Liaison calls for public comments. You will be permitted to speak for 3 minutes**
- **When joining by phone, click *9 to raise a hand to speak and Press *6 to unmute**
- **Please be mindful that virtual meetings are public and will be recorded**

Update on Aircraft Activity During the Coronavirus Pandemic

Define Aircraft Operation

Significance of Aircraft Operation

- **Hayward is ranked 106 busiest airport for the past 12-month period**

From 04/01/2020 To 03/31/2021

Ranked by : Total Operations

#	Facility	Total Operations
1	ATL	499,013
2	DFW	487,707
3	ORD	454,652
4	DEN	412,477
5	CLT	368,536
6	DVT	366,658
7	LAX	319,685
8	APA	319,283
9	FFZ	308,427
10	LAS	291,214
11	MYF	285,705
12	PHX	285,000
13	LGB	277,954
14	SEA	271,951
105	SAN	108,504
106	HWD	108,338
107	SSF	108,276

Effect of Pandemic on General Aviation

Impact on the Corporate use of Aircraft

U.S. Business Destinations

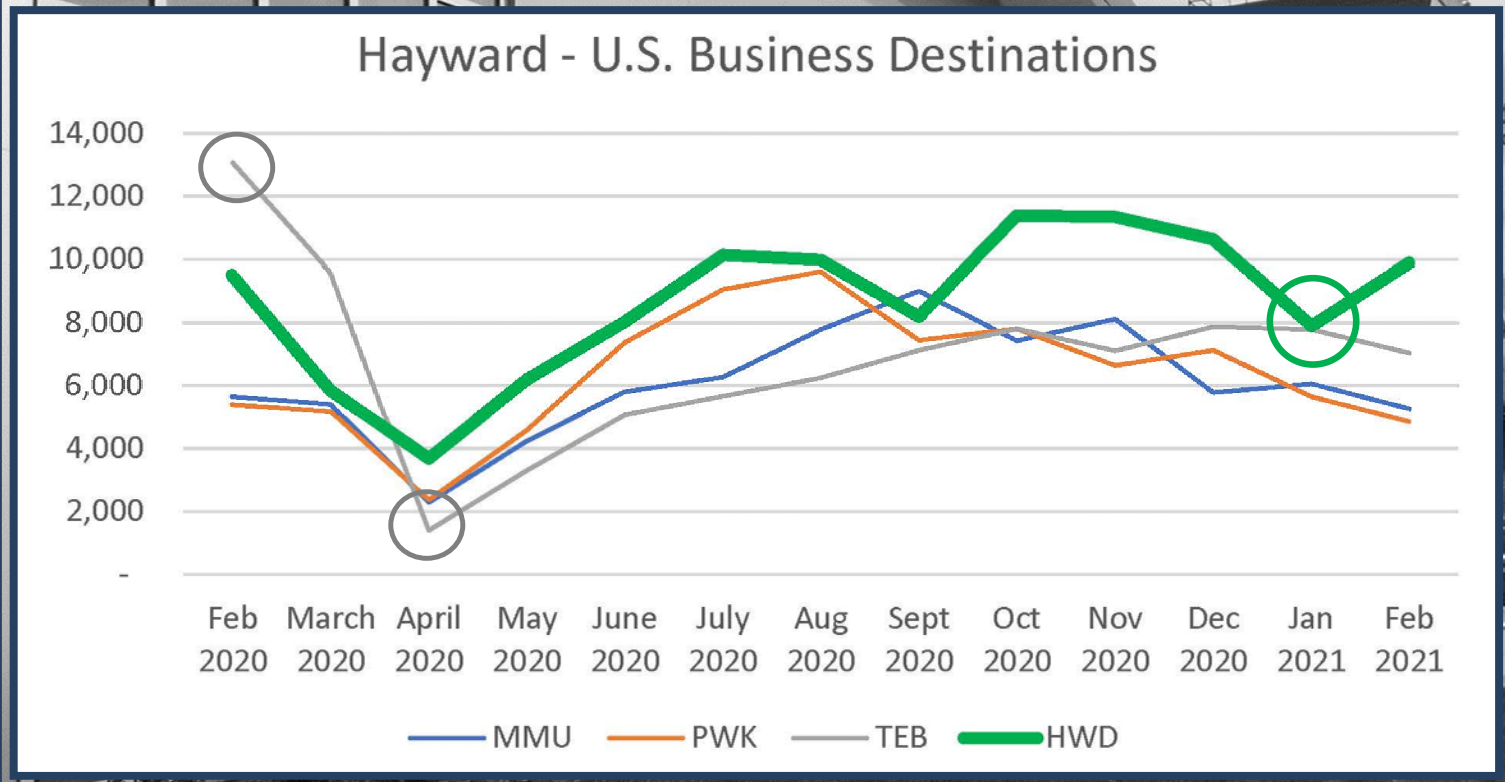

Use of Private Aircraft by Individuals

U.S. Resort Destinations

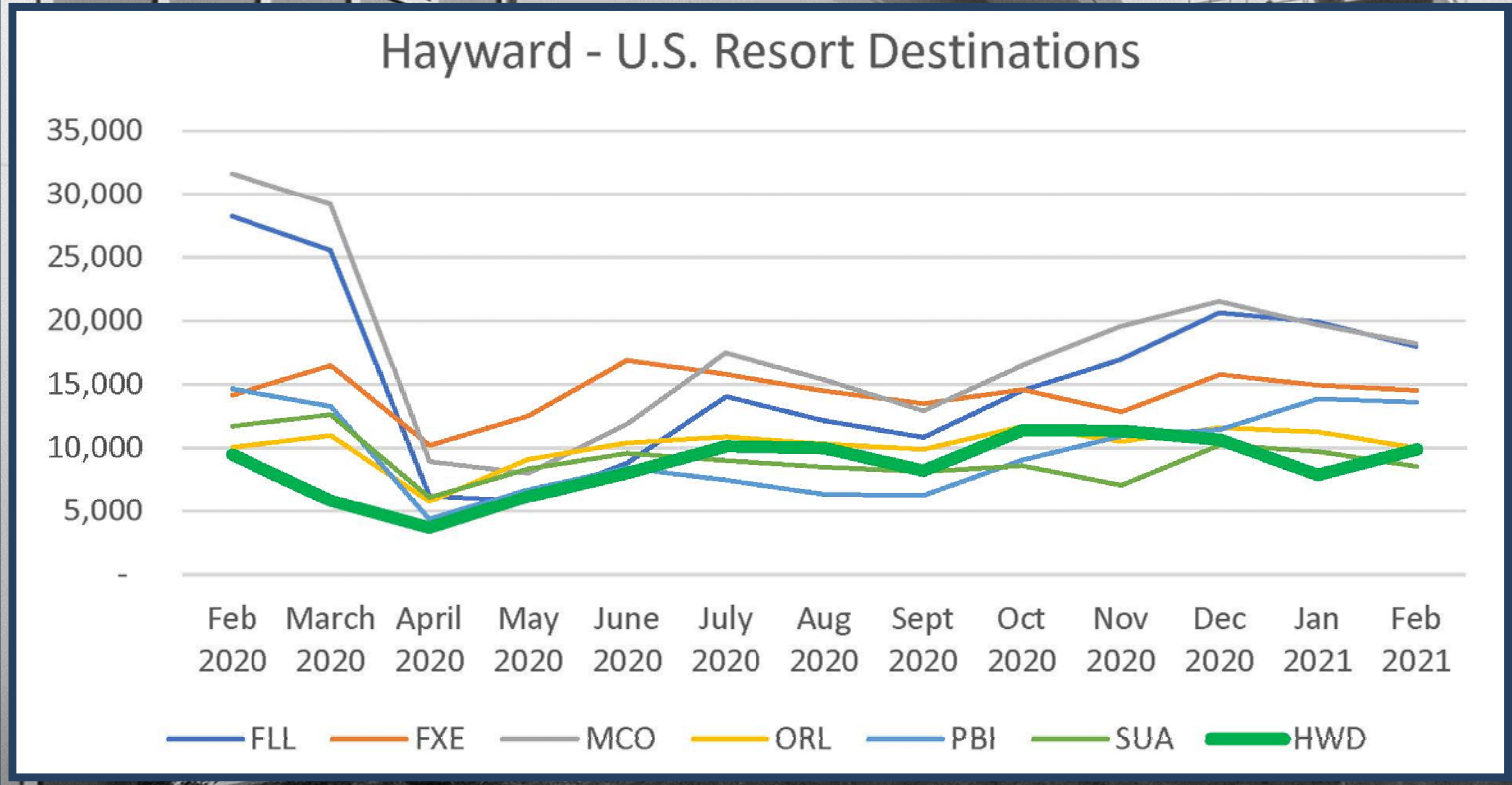

Comparable Bay Area Airports

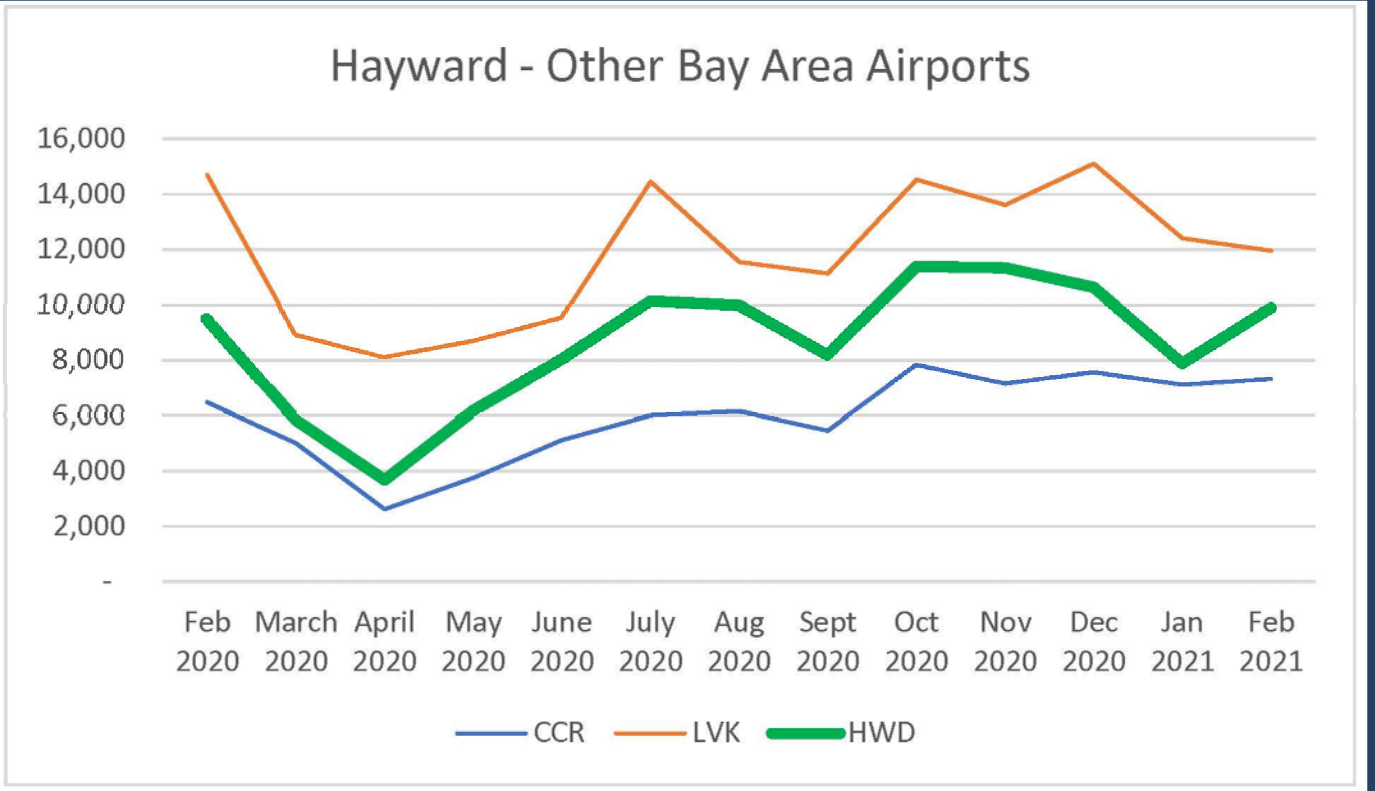

Operational Trends at Hayward

- **Significant monthly increase in airport operations**
- **Outlook for future aircraft operations**

Update on Aircraft Activity During the Coronavirus Pandemic

How to Provide Public Comments

- **Click the “Raise Hand” button to request to speak when the Staff Liaison calls for public comments. You will be permitted to speak for 3 minutes**
- **When joining by phone, click *9 to raise a hand to speak and Press *6 to unmute**
- **Please be mindful that virtual meetings are public and will be recorded**

Annual Noise Report for 2020

Aircraft Operations vs. Complaints 2020

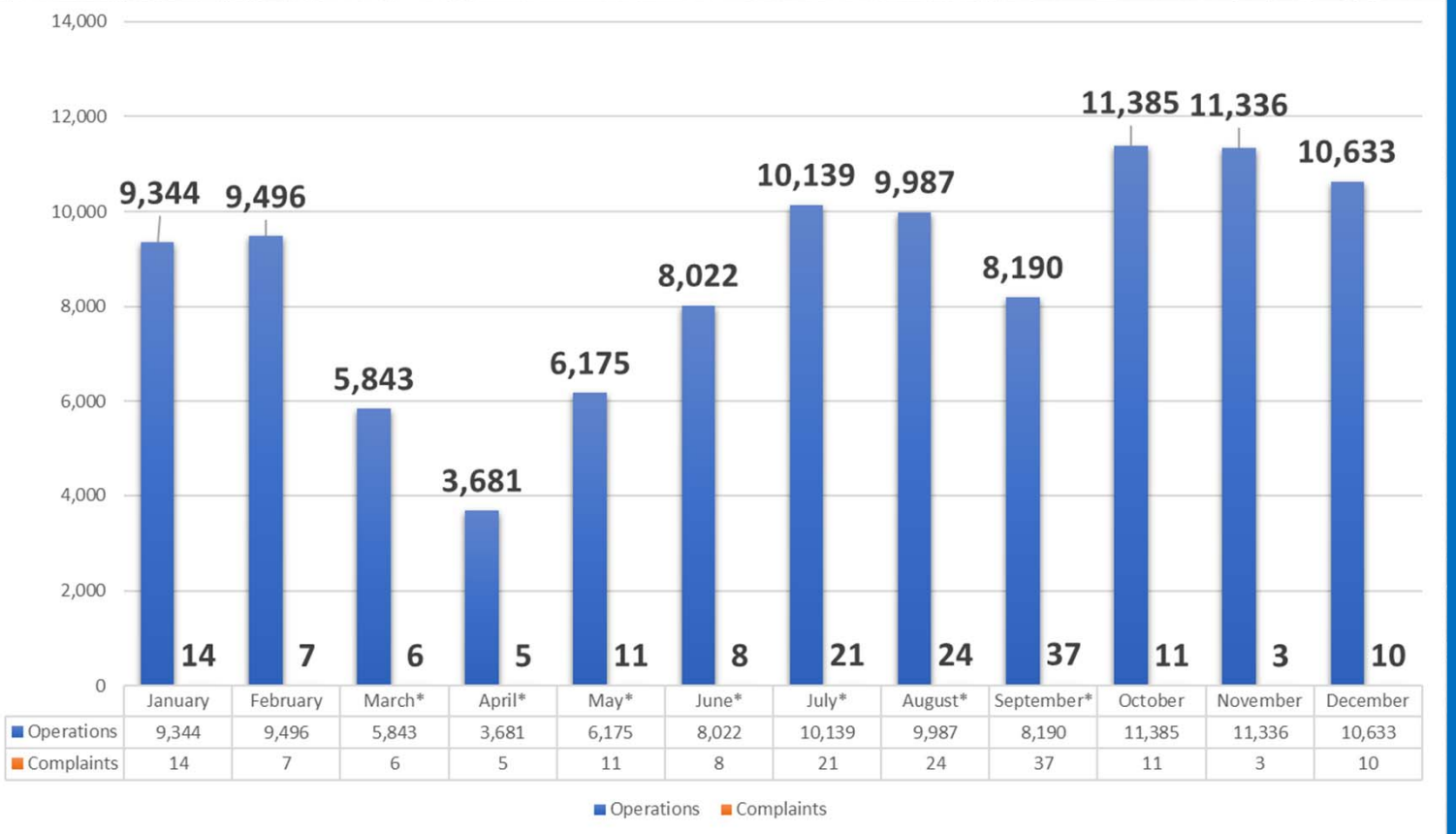

	January	February	March*	April*	May*	June*	July*	August*	September*	October	November	December
Operations	9,344	9,496	5,843	3,681	6,175	8,022	10,139	9,987	8,190	11,385	11,336	10,633
Complaints	14	7	6	5	11	8	21	24	37	11	3	10

Total Aircraft Operations vs. Total Complaints

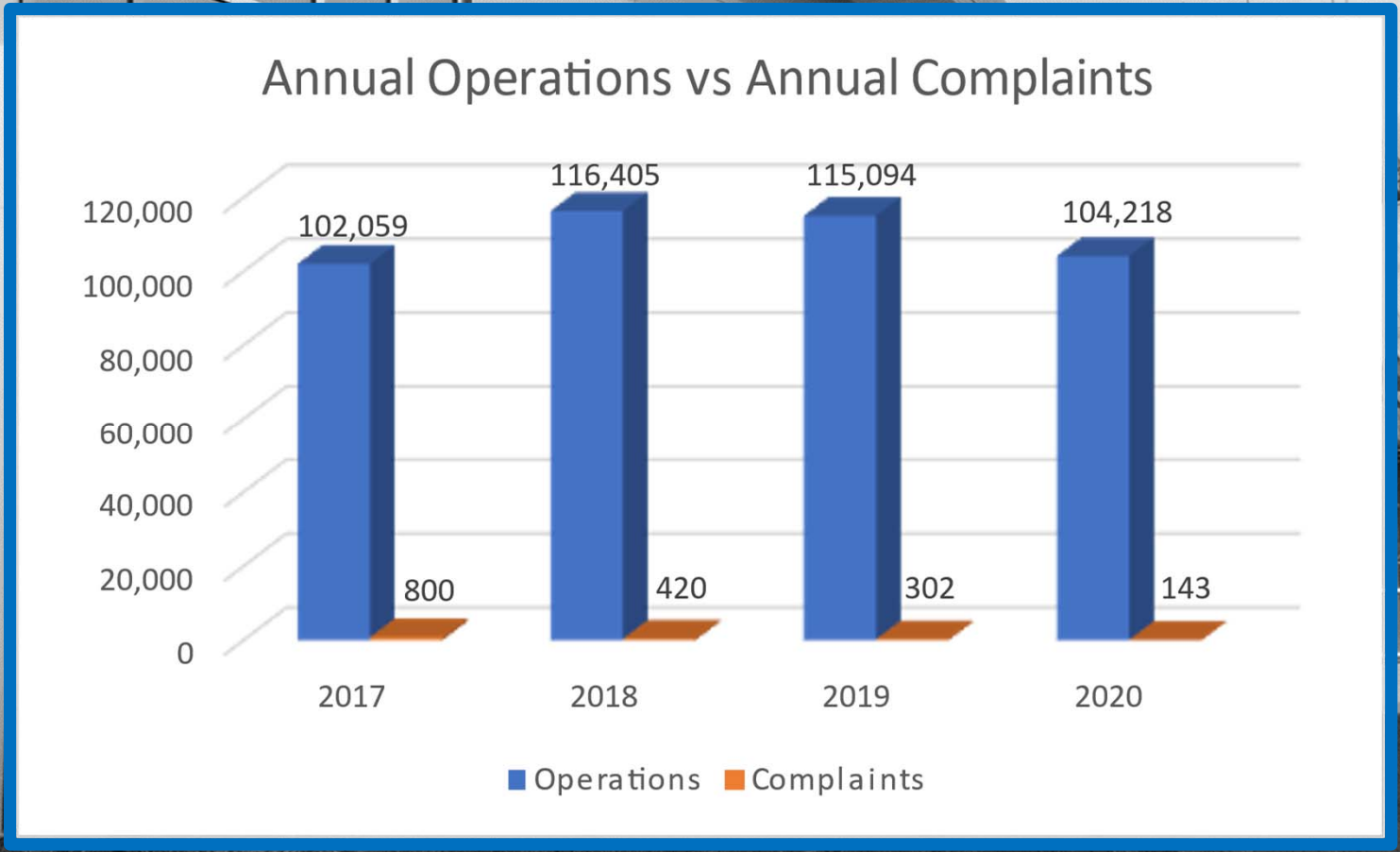

Aircraft Operations vs. Exceedances 2020

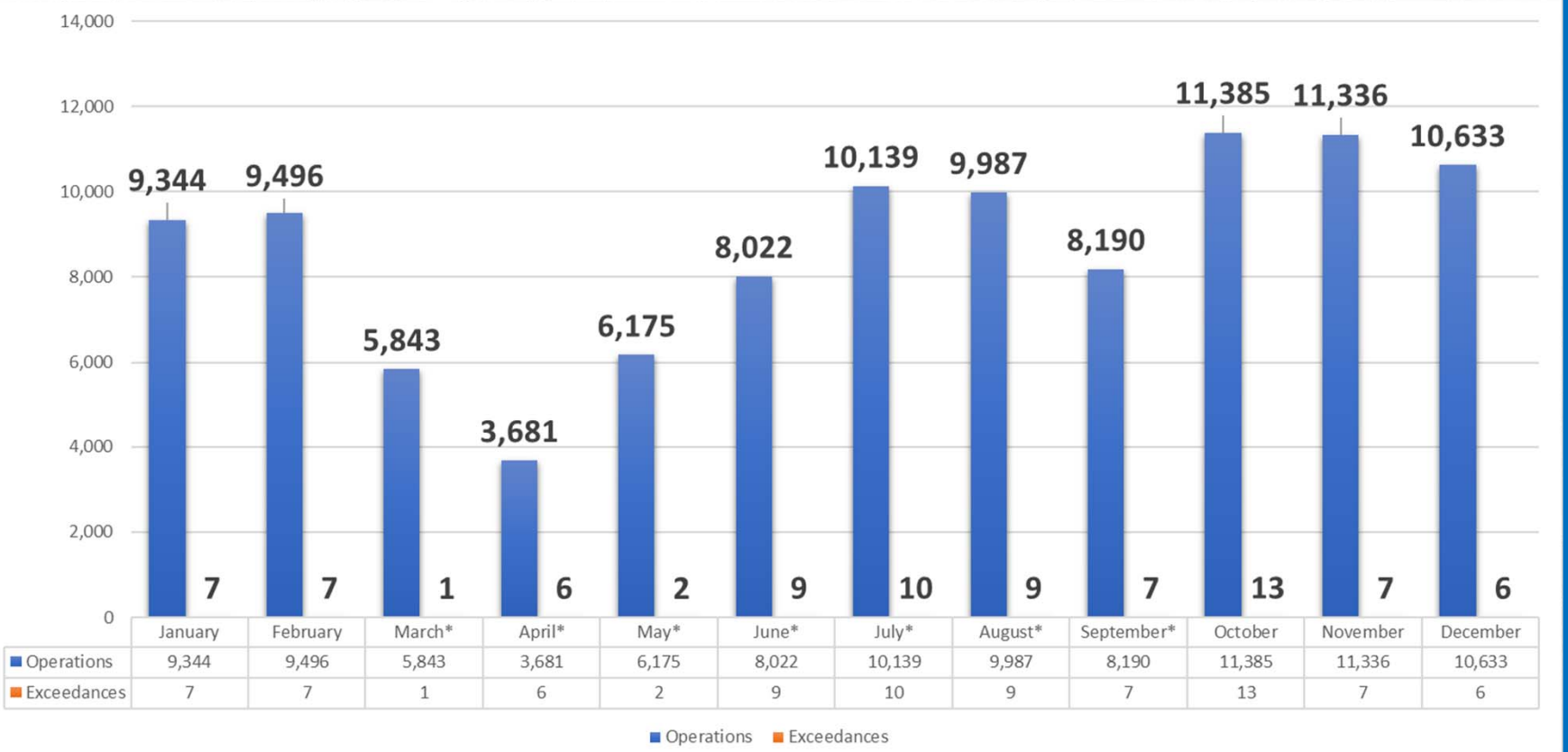

	January	February	March*	April*	May*	June*	July*	August*	September*	October	November	December
Operations	9,344	9,496	5,843	3,681	6,175	8,022	10,139	9,987	8,190	11,385	11,336	10,633
Exceedances	7	7	1	6	2	9	10	9	7	13	7	6

Complaint and Frequent Reporting Households 2020

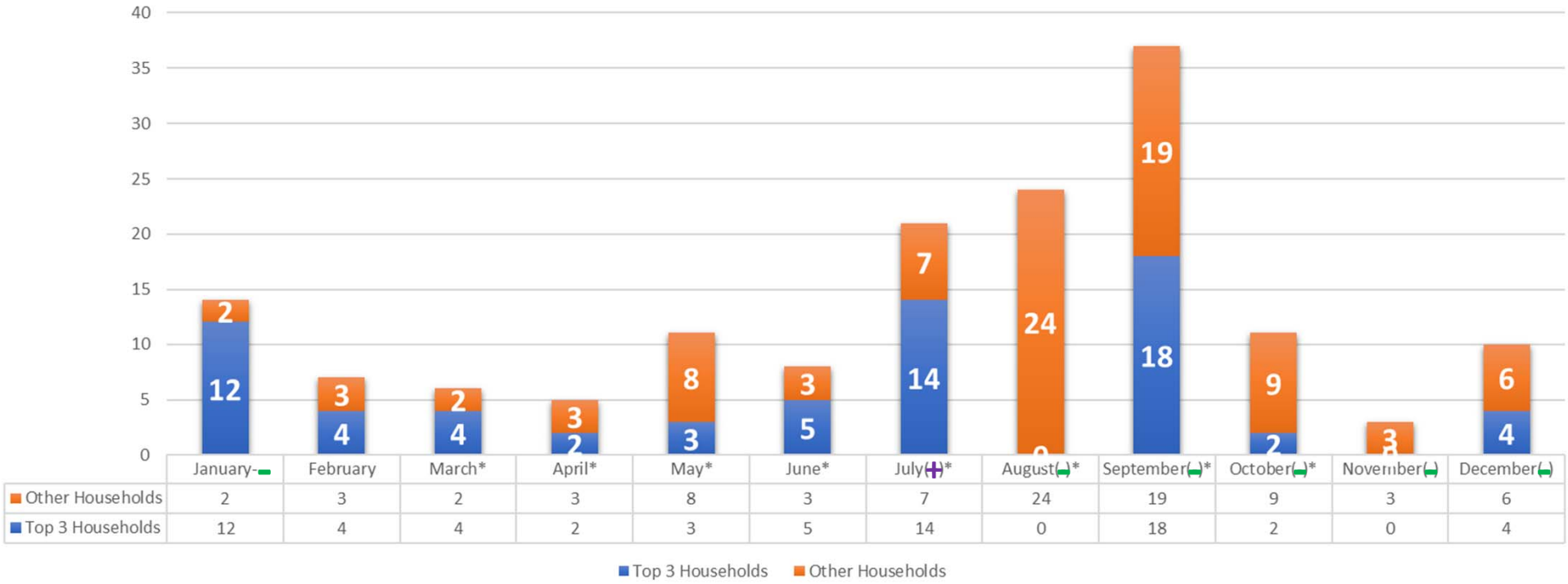

	January-	February	March*	April*	May*	June*	July(+)*	August(-)*	September(-)*	October(-)*	November(-)	December(-)
Other Households	2	3	2	3	8	3	7	24	19	9	3	6
Top 3 Households	12	4	4	2	3	5	14	0	18	2	0	4

Total Complaints vs. Exceedances 2020

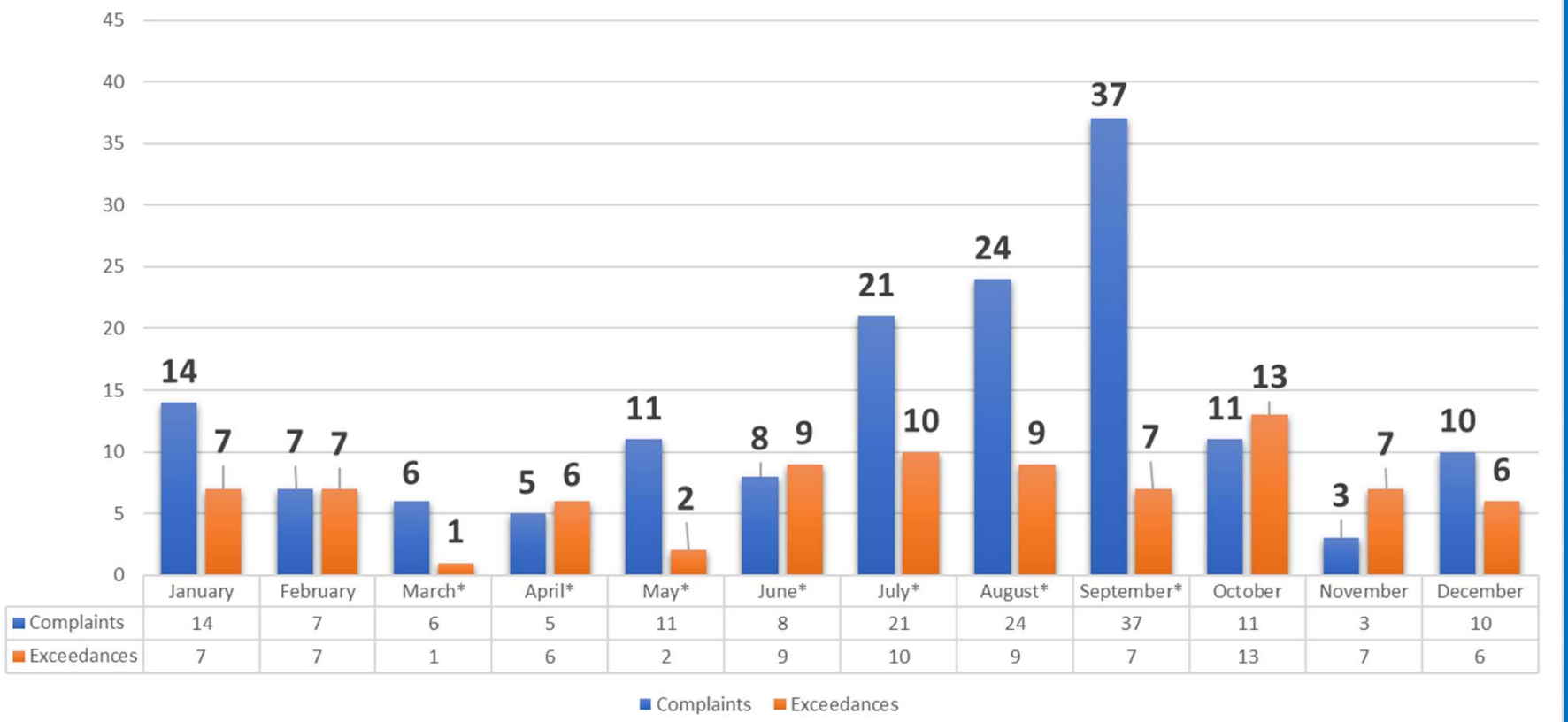

	January	February	March*	April*	May*	June*	July*	August*	September*	October	November	December
Complaints	14	7	6	5	11	8	21	24	37	11	3	10
Exceedances	7	7	1	6	2	9	10	9	7	13	7	6

Annual Noise Report for 2020

How to Provide Public Comments

- **Click the "Raise Hand" button to request to speak when the Staff Liaison calls for public comments. You will be permitted to speak for 3 minutes**
- **When joining by phone, click *9 to raise a hand to speak and Press *6 to unmute**
- **Please be mindful that virtual meetings are public and will be recorded**

Updated 2021 Agenda Planning Calendar

2021 Calendar

JULY 22, 2021
1. Update on Sulphur Creek Improvements Project
2. Update on Skywest Property
OCTOBER 28, 2021
1. Review of Catalyst Sites in Industrial Sector
2. Hotel Construction Update
UNSCHEDULED
1. Aircraft Noise in Community
2. Attracting Small Commercial Flight Operators
3. Future Development Plans for South Side of Airport
4. Internship Opportunities at Airport
5. Taxiways Zulu & Foxtrot – Project Update
6. Hangar Condition Assessment – Project Update
7. Report on Summer Activities for Teens at Other General Aviation Airports
8. Revenue Generating Potential of CANG Site
9. Partnership Opportunities with Other Airports for U.S. Customs

Committee Members and Staff Announcements and Referrals

FBO Recognition

FBO Recognition

Hotel Construction

Set Jet Launches New Charter Service

New Service for Airport Tenants

haywardselfservice.us

MISCELLANEOUS AND GENERAL CITY INVOICES

You are now able to pay the following bills/invoices thru HSS:

- Sidewalk Repair
- Code Enforcement Violations
- Inspection Invoices
- Police Department Invoices
- Sewer Connection/Capacity Fees
- Hazardous Material Invoices
- Hayward Executive Airport Invoices
- All Other General City Invoices

View your bill and pay with a credit/debit card here: **Hayward Self Service**
(A $3.95 Convenience Fee will apply to all online credit/debit card payments)

You may also visit us in-person during business hours:

Revenue Division
City Hall - First Floor
777 B Street
Hayward, CA 94541

Business hours:
Due to the County shelter-in-place order, the Revenue Division is closed to the public. Please call 510-583-4600 with questions. Thank you.

Meeting Adjournment
Council Airport Committee
April 22, 2021