



**MINUTES OF THE SPECIAL CITY COUNCIL MEETING**  
**Council Chambers**  
**777 B Street, Hayward, CA 94541**  
**Tuesday, December 11, 2018, 7:00 p.m.**

---

The Meeting of the Special City Council was called to order by Mayor Halliday at 7:00 p.m.

**SPECIAL PRESENTATIONS**

**Color Guard Flag Ceremony**

Hayward Police Department Honor Guard and Hayward Fire Department Honor Guard

**Pledge of Allegiance**

Boy Scout Troop 168

Leading the Pledge Luke Fewx

**Star-Spangled Banner**

Mt. Eden High School Choir

Director of Choir Ash Walker

Student Conductor Shaina Sunga

**Poem**

"Public Service" by Poet Laureate Bruce Roberts, read by Council Member Zermeño.

**ROLL CALL**

Present: COUNCIL MEMBERS Zermeño, Márquez, Mendall, Peixoto,  
Lamnín, Salinas  
MAYOR Halliday

Absent: None

**PUBLIC COMMENTS**

Ms. Ginny Delaney, Vice Chair of the Keep Hayward Clean and Green Task Force, thanked Hayward voters and campaign volunteers for the passage of Measure T (Hayward's Real Property Transfer Tax).

Ms. Angela Andrews, Hayward resident, congratulated re-elected and elected members of the City Council and thanked Hayward voters for supporting Measure T.

Mr. Satinder Malhi, on behalf of California State University East Bay, congratulated re-elected and elected members of the City Council, and thanked Council Member Peixoto for his service to the community.

Ms. Angelica Espinoza, Chabot College student, spoke about domestic violence and the benefits of seeking counseling.

Mr. Ralph Farias Jr., Hayward resident, congratulated newly elected Council Member Wahab, and spoke about the incident where Agustin Gonzalez was allegedly shot by a Hayward police officer.

Ms. Cynthia Nunes spoke on behalf of the Gonzalez family and asked about the ongoing investigations related to the incident where Agustin Gonzalez was allegedly shot by a Hayward police officer on November 15 and passed away on November 16, 2018.

Mr. Frank Carto, Hayward resident and Agustin Gonzalez's uncle, asked for accountability and justice related to excessive use of force used with his nephew.

Ms. Karla Gonzalez, Agustin Gonzalez's mother, asked for justice and more mental health crisis intervention when police officers interact with disturbed individuals.

City Manager McAdoo, on behalf of the City, apologized for the incident and noted there were two independent investigations being conducted.

Mr. Jim Drake submitted a card but did not speak.

Ms. Peggy Guernsey, Hayward resident, spoke about the AC Transit bus route cancelations and the negative impact to riders; and thanked the Council for any assistance.

Mr. Charlie Peters, Clean Air Performance Processional's representative, spoke about an electrical outage and affected businesses, and strategies to evaluate the ethanol in gasoline.

## **ELECTION**

1. Resolution Acknowledging Receipt of Certificate of Election Results and Official Canvass of the General Municipal Election Held November 6, 2018, and Declaring the Results Thereof (Report from City Clerk Lens) **LB 18-061**

Staff report submitted by City Clerk Lens, dated December 11, 2018, was filed.

City Clerk Lens provided a synopsis of the staff report.

It was moved by Council Member Mendall, seconded by Council Member Zermeño, and carried unanimously, to approve the following:

AYES:	COUNCIL MEMBERS Zermeño, Márquez, Mendall, Peixoto, Lamnin, Salinas MAYOR Halliday
NOES:	None
ABSTAIN:	None
ABSENT:	None



**MINUTES OF THE SPECIAL CITY COUNCIL MEETING**  
**Council Chambers**  
**777 B Street, Hayward, CA 94541**  
**Tuesday, December 11, 2018, 7:00 p.m.**

---

Resolution 18-248, "Resolution Acknowledging Receipt of Certificate of Election Results and Official Canvass by the City Clerk of the General Municipal Election Held November 6, 2018, and Declaring the Results Thereof"

**PRESENTATION**

Mr. Daniel Taylor, Housing Authority of the County of Alameda (HACA) Special Programs Manager, on behalf of the Housing Authority of the County of Alameda, presented Council Member Peixoto with a Resolution in honor and recognition of his eight years of outstanding and dedicated service on the Housing Commission. On behalf of Alameda County Supervisor Richard Valle and the Alameda County Transportation Commission, District Director Ginny DeMartini, presented Council Member Peixoto with a Certificate of Commendation for his service on the Alameda County Transportation Commission. A Certificate of Commendation was presented to Council Member Peixoto upon completion of his second four-year term as a City of Hayward Council Member and in honor of his dedication and commitment to the community of Hayward from 2010 to 2018.

Mayor Halliday and Council Members offered words of appreciation to Council Member Peixoto in recognition of his leadership, dedication and commitment to the City of Hayward. Council Member Peixoto acknowledged the support that his wife, colleagues, supporters, Hayward Police Officers Association, Hayward Firefighters Local 1909, voters, and City staff provided to him during his campaign. Council Member Peixoto spoke about the accomplishments that occurred during his tenure and the challenges that are forthcoming such as housing related items.

**INSTALLATION**

City Clerk Lens administered the Oath of Office to Re-Elected Mayor Barbara Halliday, Re-Elected Council Member Sara Lamnin, and Council Member-Elect Aisha Wahab.

Council Member Wahab, Council Member Lamnin and Mayor Halliday offered words of appreciation to their families, colleagues, consultants, campaign committees, treasurers, central labor councils, building trades, democratic party, volunteers, City staff, supporters, Hayward Police Officers' Association, Hayward Firefighters Local 1909, Service Employees International Union Local 1021, International Federation of Professional and Technical Engineers Local 21, Chamber's Good Government Now, endorsers, and voters of Hayward. It was noted that the 2018 election was a historic time because the City had a majority female City Council.

Council Member Márquez, in her role as a volunteer and co-chair of the Committee to Protect Hayward's Future – Yes on Measure T, acknowledged volunteers, labor unions and

associations, building trades and labor council, Hayward Firefighters Local 1909, and Clifford Moss, all of whom made possible the passage of Measure T (Hayward's Real Property Transfer Tax). Council Member Mendall, in his role as co-chair of the Committee, thanked Council Member Márquez for her leadership.

Council Members congratulated the elected and re-elected members of the City Council and thanked Hayward voters for their participation.

## **LEGISLATIVE BUSINESS**

### **2. Election of Mayor Pro Tempore LB 18-059**

Staff report submitted by City Clerk Lens, dated December 11, 2018, was filed.

It was moved by Council Member Márquez, seconded by Council Member Salinas, and carried with the following vote, to approve electing Council Member Zermeño as Mayor Pro Tempore of the City of Hayward from January 1, 2019 to December 31, 2019.

AYES:	COUNCIL MEMBERS Zermeño, Márquez, Mendall, Lamnin, Wahab, Salinas MAYOR Halliday
NOES:	None
ABSTAIN:	None
ABSENT:	None

Resolution 18-249, "Resolution Authorizing the Election of Mayor Pro Tempore of the City of Hayward for 2019"

### **3. Transmittal of the Annual Mitigation Fee Act Report (AB 1600) CONS 18-853 (Continued to December 18, 2018)**

## **CITY MANAGER'S COMMENTS**

City Manager McAdoo congratulated re-elected and elected members of the City Council on behalf of City staff.

## **COUNCIL REPORTS, REFERRALS, AND FUTURE AGENDA ITEMS**

Mayor Halliday announced the Council would be holding a meeting on December 18, 2018.

## **ADJOURNMENT**

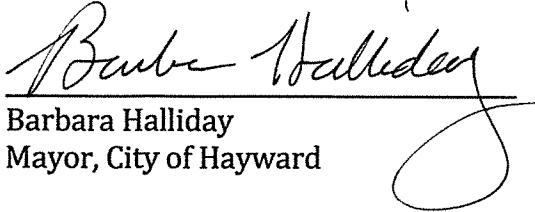
Mayor Halliday adjourned the meeting at 9:01 p.m. and invited all to a reception in the Rotunda.




**MINUTES OF THE SPECIAL CITY COUNCIL MEETING**  
**Council Chambers**  
**777 B Street, Hayward, CA 94541**  
**Tuesday, December 11, 2018, 7:00 p.m.**

---

**APPROVED**

  
Barbara Halliday  
Mayor, City of Hayward

**ATTEST:**

  
Miriam Lens  
City Clerk, City of Hayward

HAYWARD CITY COUNCIL

RESOLUTION No. 18-248

Introduced by Council Member Mendall

RESOLUTION ACKNOWLEDGING RECEIPT OF CERTIFICATE OF ELECTION RESULTS AND OFFICIAL CANVASS BY THE CITY CLERK OF THE GENERAL MUNICIPAL ELECTION HELD NOVEMBER 6, 2018, AND DECLARING THE RESULTS THEREOF

WHEREAS, a General Municipal Election was held in the City of Hayward, California, on Tuesday, November 6, 2018, as required by law; and

WHEREAS, the General Municipal Election was authorized to be made by the Alameda County Registrar of Voters in accordance to Resolution No. 18-120 and Resolution No. 18-170; and

WHEREAS, the Alameda County Registrar of Voters canvassed the returns of the election and has certified the results to this City Council, the results are received, attached and made a part hereof as Exhibit A; and

WHEREAS, the total number of vote by mail voter ballots cast in the City was 28,929 (41.78 percent turnout), the total number of election day ballots cast in the City was 10,925 (15.78 percent turnout), making a total of 39,854 (57.56 percent turnout) ballots cast in the City; and

WHEREAS, the names of persons voted for at the election for Mayor are as follows: Barbara Halliday and Mark Salinas; and

WHEREAS, the names of persons voted for at the election for Member of the City Council are as follows: Joe Orlando Ramos, Didacus Ramos, Sara Lamnin, Tom Ferreira, Mekia Michelle Fields, Marvin Peixoto, and Aisha Wahab; and

WHEREAS, that the number of votes given at each precinct and the number of votes given in the City to each of the persons named for the respective offices for which the persons are candidates were as listed in Exhibit A attached; and

WHEREAS, that the number of votes given at each precinct and the number of votes given in the City for and against Measure T (Real Property Transfer Tax) were as listed in Exhibit A attached.

NOW, THEREFORE, BE IT RESOLVED by the City Council of the City of Hayward that the City Council does declare and determine that Barbara Halliday was elected as Mayor for the full term of four years; Aisha Wahab was elected as Member of the City Council for the full term of four years; and Sara Lamnin was elected as Member of the City Council for the full term of four years; and that a majority (22,358 ballots cast, 57.56 percent turnout) of voters voting on Measure T did vote in favor of it, and that Measure T was carried, and shall be deemed adopted and ratified.

FURTHERMORE, BE IT RESOLVED by the City Council that the City Clerk shall administer to each person elected the Oath of Office prescribed in the Constitution of the State of California and shall have them subscribe to it and file in the office of the City Clerk. Each and all of the persons so elected shall then be inducted into the respective office to which they have been elected. That the City Clerk shall certify the passage and adoption of this resolution and the ordinance approved by the voters; and enter a copy of this resolution with appropriate other entries upon the minutes of this City Council as a statement of the results of the election.

IN COUNCIL, HAYWARD, CALIFORNIA December 11, 2018

ADOPTED BY THE FOLLOWING VOTE:


AYES: COUNCIL MEMBERS: Zermeño, Lamnin, Márquez, Mendall, Peixoto,  
Salinas  
MAYOR: Halliday

NOES: COUNCIL MEMBERS: None


ABSTAIN: COUNCIL MEMBERS: None

ABSENT: COUNCIL MEMBERS: None

ATTEST:

  
City Clerk of the City of Hayward

APPROVED AS TO FORM:

  
City Attorney of the City of Hayward



# REGISTRAR OF VOTERS

ALAMEDA COUNTY • CALIFORNIA

TIM DUPUIS  
REGISTRAR OF VOTERS

CYNTHIA CORNEJO  
DEPUTY REGISTRAR OF VOTERS

12/14/2018 1:17 PM

December 6, 2018

Miriam Lens, City Clerk  
City of Hayward  
777 B Street, 4th Floor  
Hayward, CA 94541

Dear Ms. Lens:

Enclosed is the Certificate of Election Results and a copy of the Official Canvass for the City of Hayward at the General Election held on Tuesday, November 6, 2018.

If you have any questions, please contact me at (510) 272-6933.

Sincerely,

Tim Dupuis  
Registrar of Voters  
Alameda County


Enclosures



STATE OF CALIFORNIA }  
COUNTY OF ALAMEDA } ss.

I, **TIM DUPUIS**, Registrar of Voters for the County of Alameda, State of California, having canvassed the returns of all votes cast in the **City Hayward** at the General Election held on Tuesday, **November 6, 2018**, do hereby certify the following to be a full, true and correct Statement of the Results of all the votes cast, to which this certificate is attached, at said election for each candidate in the **City of Hayward**, for the office of **Mayor**.

I hereby set my hand and my official seal this **6<sup>th</sup>** day of **December 2018**.



**TIM DUPUIS**  
Registrar of Voters  
Alameda County  
State of California

# GENERAL ELECTION

## NON-PARTISAN MAYOR - HAYWARD

	Registration	Ballots Cast	Turnout (%)		MAYOR - HAYWARD BARBARA HALLIDAY	MARK SALINAS	Under Vote	Over Vote								
420500 - Vote by Mail Reporting	1046	387	37.00		197	139	48	1								
420500 - Election Day Reporting	1046	162	15.49		81	56	25	0								
420600 - Vote by Mail Reporting	1609	716	44.50		387	223	99	2								
420600 - Election Day Reporting	1609	215	13.36		122	65	27	0								
420700 - Vote by Mail Reporting	990	418	42.22		205	153	50	1								
420700 - Election Day Reporting	990	148	14.95		58	72	17	0								
420900 - Vote by Mail Reporting	746	296	39.68		159	94	38	3								
420900 - Election Day Reporting	746	138	18.50		66	52	17	0								
421000 - Vote by Mail Reporting	563	240	42.63		113	111	12	0								
421000 - Election Day Reporting	563	107	19.01		54	36	17	0								
421100 - Vote by Mail Reporting	995	409	41.11		220	142	40	4								
421100 - Election Day Reporting	995	164	16.48		78	56	29	0								
421200 - Vote by Mail Reporting	756	336	44.44		138	153	43	0								
421200 - Election Day Reporting	756	127	16.80		43	70	15	0								
421300 - Vote by Mail Reporting	872	343	39.33		146	163	29	0								
421300 - Election Day Reporting	872	159	18.23		75	68	14	1								
421400 - Vote by Mail Reporting	1316	485	36.85		214	230	40	1								
421400 - Election Day Reporting	1316	224	17.02		88	119	17	0								
421510 - Vote by Mail Reporting	1059	375	35.41		183	163	25	0								
421510 - Election Day Reporting	1059	161	15.20		64	81	12	3								
421700 - Vote by Mail Reporting	1594	644	40.40		244	322	66	4								
421700 - Election Day Reporting	1594	254	15.93		90	128	29	0								
421900 - Vote by Mail Reporting	1435	404	28.15		195	177	29	2								
421900 - Election Day Reporting	1435	216	15.05		99	82	32	1								
422000 - Vote by Mail Reporting	1194	543	45.48		237	233	69	3								
422000 - Election Day Reporting	1194	223	18.68		98	99	23	0								
422100 - Vote by Mail Reporting	1345	607	45.13		337	200	62	1								
422100 - Election Day Reporting	1345	253	18.81		126	93	30	0								
422300 - Vote by Mail Reporting	1567	600	38.29		289	246	57	8								
422300 - Election Day Reporting	1567	239	15.25		124	85	29	0								
422600 - Vote by Mail Reporting	1705	599	35.13		290	244	60	1								
422600 - Election Day Reporting	1705	282	16.54		116	129	34	0								
422700 - Vote by Mail Reporting	1266	527	41.63		224	214	80	4								
422700 - Election Day Reporting	1266	188	14.85		73	88	25	0								
422810 - Vote by Mail Reporting	1054	410	38.90		225	128	49	4								
422810 - Election Day Reporting	1054	194	18.41		107	58	30	0								
422900 - Vote by Mail Reporting	1274	516	40.50		276	179	58	2								
422900 - Election Day Reporting	1274	211	16.56		115	60	37	0								
422910 - Vote by Mail Reporting	1589	610	38.39		328	207	74	2								
422910 - Election Day Reporting	1589	256	16.11		136	86	31	3								
422920 - Vote by Mail Reporting	1176	460	39.12		245	145	61	0								
422920 - Election Day Reporting	1176	193	16.41		71	81	41	0								
423000 - Vote by Mail Reporting	1062	360	33.90		171	152	34	1								
423000 - Election Day Reporting	1062	141	13.28		66	68	8	0								
423100 - Vote by Mail Reporting	1035	421	40.68		213	167	39	1								
423100 - Election Day Reporting	1035	150	14.49		71	57	22	0								
423400 - Vote by Mail Reporting	867	289	33.33		123	126	37	0								
423400 - Election Day Reporting	867	154	17.76		59	68	25	0								
423500 - Vote by Mail Reporting	664	292	43.98		129	127	31	1								
423500 - Election Day Reporting	664	95	14.31		42	43	10	0								
423600 - Vote by Mail Reporting	684	324	47.37		202	77	44	0								
423600 - Election Day Reporting	684	130	19.01		82	22	25	0								
423610 - Vote by Mail Reporting	1650	654	39.64		325	233	91	2								
423610 - Election Day Reporting	1650	281	17.03		136	86	58	0								
423710 - Vote by Mail Reporting	1134	460	40.56		258	151	47	3								
423710 - Election Day Reporting	1134	176	15.52		80	66	28	0								
424000 - Vote by Mail Reporting	1562	629	40.27		362	189	73	0								
424000 - Election Day Reporting	1562	300	19.21		139	116	39	2								
424100 - Vote by Mail Reporting	742	320	43.13		160	121	37	0								

## GENERAL ELECTION

## NON-PARTISAN MAYOR - HAYWARD

	Registration	Ballots Cast	Turnout (%)		MAYOR - HAYWARD BARBARA HALLIDAY	MARK SALINAS	Under Vote	Over Vote								
424100 - Election Day Reporting	742	157	21.16		65	70	22	0								
424300 - Vote by Mail Reporting	1576	612	38.83		280	272	51	1								
424300 - Election Day Reporting	1576	304	19.29		116	156	31	0								
424400 - Vote by Mail Reporting	1278	546	42.72		274	214	55	0								
424400 - Election Day Reporting	1278	297	23.24		134	132	30	0								
430170 - Vote by Mail Reporting	1423	556	39.07		255	229	68	2								
430170 - Election Day Reporting	1423	178	12.51		71	83	24	0								
430400 - Vote by Mail Reporting	456	194	42.54		75	94	20	1								
430400 - Election Day Reporting	456	85	18.64		28	46	11	0								
430600 - Vote by Mail Reporting	1305	543	41.61		260	211	63	1								
430600 - Election Day Reporting	1305	229	17.55		106	86	30	0								
430700 - Vote by Mail Reporting	802	371	46.26		226	89	55	0								
430700 - Election Day Reporting	802	108	13.47		57	29	21	0								
430900 - Vote by Mail Reporting	772	316	40.93		174	106	33	2								
430900 - Election Day Reporting	772	141	18.26		68	56	14	1								
431100 - Vote by Mail Reporting	1185	492	41.52		263	164	60	5								
431100 - Election Day Reporting	1185	202	17.05		98	80	25	0								
431800 - Vote by Mail Reporting	1315	589	44.79		322	195	63	1								
431800 - Election Day Reporting	1315	209	15.89		108	62	36	0								
432010 - Vote by Mail Reporting	1887	805	42.66		460	238	101	1								
432010 - Election Day Reporting	1887	242	12.82		116	82	40	1								
432110 - Vote by Mail Reporting	1496	519	34.69		251	206	57	1								
432110 - Election Day Reporting	1496	198	13.24		92	73	26	0								
432200 - Vote by Mail Reporting	1068	404	37.83		195	154	51	2								
432200 - Election Day Reporting	1068	173	16.20		78	66	26	0								
432300 - Vote by Mail Reporting	1457	536	36.79		266	211	51	2								
432300 - Election Day Reporting	1457	222	15.24		101	91	25	0								
432400 - Vote by Mail Reporting	1263	474	37.53		249	168	55	2								
432400 - Election Day Reporting	1263	207	16.39		95	74	38	1								
432600 - Vote by Mail Reporting	863	331	38.35		176	122	31	1								
432600 - Election Day Reporting	863	180	20.86		69	86	23	0								
432700 - Vote by Mail Reporting	1543	671	43.49		366	214	86	1								
432700 - Election Day Reporting	1543	215	13.93		112	86	16	1								
432810 - Vote by Mail Reporting	1007	361	35.85		172	141	41	2								
432810 - Election Day Reporting	1007	178	17.68		92	56	28	1								
432900 - Vote by Mail Reporting	1195	541	45.27		304	168	66	0								
432900 - Election Day Reporting	1195	212	17.74		112	67	32	0								
433100 - Vote by Mail Reporting	1225	415	33.88		184	168	55	2								
433100 - Election Day Reporting	1225	265	21.63		118	103	42	0								
433200 - Vote by Mail Reporting	882	321	36.39		164	105	46	0								
433200 - Election Day Reporting	882	155	17.57		75	56	23	1								
433400 - Vote by Mail Reporting	1253	654	52.19		313	246	89	0								
433400 - Election Day Reporting	1253	250	19.95		119	103	27	1								
433500 - Vote by Mail Reporting	698	312	44.70		158	104	49	0								
433500 - Election Day Reporting	698	187	26.79		94	59	30	2								
433610 - Vote by Mail Reporting	1349	670	49.67		343	236	86	4								
433610 - Election Day Reporting	1349	278	20.61		128	111	39	0								
433700 - Vote by Mail Reporting	1348	679	50.37		341	251	86	1								
433700 - Election Day Reporting	1348	265	19.66		124	109	29	1								
433900 - Vote by Mail Reporting	471	232	49.26		120	89	18	1								
433900 - Election Day Reporting	471	113	23.99		56	46	9	1								
9420010 - Vote by Mail Reporting	0	0	0.00		0	0	0	0								
9420010 - Election Day Reporting	0	0	0.00		0	0	0	0								
9420020 - Vote by Mail Reporting	0	0	0.00		0	0	0	0								
9420020 - Election Day Reporting	0	0	0.00		0	0	0	0								
9420030 - Vote by Mail Reporting	115	64	55.65		24	36	1	0								
9420030 - Election Day Reporting	115	1	0.87		1	0	0	0								
9420040 - Vote by Mail Reporting	118	65	55.08		39	15	11	0								
9420040 - Election Day Reporting	118	2	1.69		1	0	1	0								

## GENERAL ELECTION

## NON-PARTISAN MAYOR - HAYWARD

	Registration	Ballots Cast	Turnout (%)	MAYOR - HAYWARD BARBARA HALLIDAY	MARK SALINAS	Under Vote	Over Vote									
9420050 - Vote by Mail Reporting	222	104	46.85	42	50	11	0									
9420050 - Election Day Reporting	222	6	2.70	0	5	1	0									
9420200 - Vote by Mail Reporting	316	130	41.14	63	46	20	0									
9420200 - Election Day Reporting	316	9	2.85	5	4	0	0									
9420210 - Vote by Mail Reporting	256	113	44.14	52	54	7	0									
9420210 - Election Day Reporting	256	7	2.73	2	1	4	0									
9420220 - Vote by Mail Reporting	18	11	61.11	5	4	2	0									
9420220 - Election Day Reporting	18	0	0.00	0	0	0	0									
9420230 - Vote by Mail Reporting	370	164	44.32	49	98	12	1									
9420230 - Election Day Reporting	370	6	1.62	2	1	3	0									
9420240 - Vote by Mail Reporting	0	0	0.00	0	0	0	0									
9420240 - Election Day Reporting	0	0	0.00	0	0	0	0									
9420250 - Vote by Mail Reporting	370	175	47.30	86	65	19	1									
9420250 - Election Day Reporting	370	3	0.81	3	0	0	0									
9420300 - Vote by Mail Reporting	188	125	66.49	80	34	9	1									
9420300 - Election Day Reporting	188	1	0.53	0	0	1	0									
9420310 - Vote by Mail Reporting	43	16	37.21	8	3	3	0									
9420310 - Election Day Reporting	43	0	0.00	0	0	0	0									
9420320 - Vote by Mail Reporting	1	1	100.00	1	0	0	0									
9420320 - Election Day Reporting	1	0	0.00	0	0	0	0									
9420510 - Vote by Mail Reporting	0	0	0.00	0	0	0	0									
9420510 - Election Day Reporting	0	0	0.00	0	0	0	0									
9420610 - Vote by Mail Reporting	2	0	0.00	1	0	0	0									
9420610 - Election Day Reporting	2	1	50.00	0	0	0	0									
9420800 - Vote by Mail Reporting	332	181	54.52	78	81	20	1									
9420800 - Election Day Reporting	332	13	3.92	3	6	4	0									
9422930 - Vote by Mail Reporting	412	237	57.52	136	68	32	1									
9422930 - Election Day Reporting	412	6	1.46	2	0	4	0									
9422940 - Vote by Mail Reporting	0	0	0.00	0	0	0	0									
9422940 - Election Day Reporting	0	0	0.00	0	0	0	0									
9422950 - Vote by Mail Reporting	0	0	0.00	0	0	0	0									
9422950 - Election Day Reporting	0	0	0.00	0	0	0	0									
9423620 - Vote by Mail Reporting	0	0	0.00	0	0	0	0									
9423620 - Election Day Reporting	0	0	0.00	0	0	0	0									
9423700 - Vote by Mail Reporting	0	0	0.00	0	0	0	0									
9423700 - Election Day Reporting	0	0	0.00	0	0	0	0									
9423800 - Vote by Mail Reporting	4	1	25.00	1	0	0	0									
9423800 - Election Day Reporting	4	0	0.00	0	0	0	0									
9424200 - Vote by Mail Reporting	64	36	56.25	15	15	6	0									
9424200 - Election Day Reporting	64	0	0.00	0	0	0	0									
9430010 - Vote by Mail Reporting	0	0	0.00	0	0	0	0									
9430010 - Election Day Reporting	0	0	0.00	0	0	0	0									
9430020 - Vote by Mail Reporting	0	0	0.00	0	0	0	0									
9430020 - Election Day Reporting	0	0	0.00	0	0	0	0									
9430110 - Vote by Mail Reporting	0	0	0.00	0	0	0	0									
9430110 - Election Day Reporting	0	0	0.00	0	0	0	0									
9430120 - Vote by Mail Reporting	0	0	0.00	0	0	0	0									
9430120 - Election Day Reporting	0	0	0.00	0	0	0	0									
9430130 - Vote by Mail Reporting	0	0	0.00	0	0	0	0									
9430130 - Election Day Reporting	0	0	0.00	0	0	0	0									
9430140 - Vote by Mail Reporting	0	0	0.00	0	0	0	0									
9430140 - Election Day Reporting	0	0	0.00	0	0	0	0									
9430150 - Vote by Mail Reporting	0	0	0.00	0	0	0	0									
9430150 - Election Day Reporting	0	0	0.00	0	0	0	0									
9430160 - Vote by Mail Reporting	6	2	33.33	1	0	0	0									
9430160 - Election Day Reporting	6	0	0.00	0	0	0	0									
9430410 - Vote by Mail Reporting	4	2	50.00	1	1	0	0									
9430410 - Election Day Reporting	4	0	0.00	0	0	0	0									
9430420 - Vote by Mail Reporting	1	0	0.00	0	0	0	0									

**ALAMEDA COUNTY Statement of Vote  
GENERAL ELECTION**

**NON-PARTISAN MAYOR - HAYWARD**

	Registration	Ballots Cast	Turnout (%)	MAYOR - HAYWARD BARBARA HALLIDAY	MARK SALINAS	Under Vote	Over Vote									
9430420 - Election Day Reporting	1	0	0.00	0	0	0	0									
9430500 - Vote by Mail Reporting	2	1	50.00	0	1	0	0									
9430500 - Election Day Reporting	2	0	0.00	0	0	0	0									
9430510 - Vote by Mail Reporting	63	27	42.86	8	12	6	0									
9430510 - Election Day Reporting	63	3	4.76	0	1	2	0									
9430710 - Vote by Mail Reporting	72	37	51.39	15	15	7	0									
9430710 - Election Day Reporting	72	0	0.00	0	0	0	0									
9430720 - Vote by Mail Reporting	153	105	68.63	66	21	16	1									
9430720 - Election Day Reporting	153	2	1.31	0	0	2	0									
9430800 - Vote by Mail Reporting	416	249	59.86	152	55	39	0									
9430800 - Election Day Reporting	416	14	3.37	5	3	7	0									
9430820 - Vote by Mail Reporting	0	0	0.00	0	0	0	0									
9430820 - Election Day Reporting	0	0	0.00	0	0	0	0									
9430830 - Vote by Mail Reporting	0	0	0.00	0	0	0	0									
9430830 - Election Day Reporting	0	0	0.00	0	0	0	0									
9431110 - Vote by Mail Reporting	12	8	66.67	3	1	4	0									
9431110 - Election Day Reporting	12	0	0.00	0	0	0	0									
9431120 - Vote by Mail Reporting	5	1	20.00	1	0	0	0									
9431120 - Election Day Reporting	5	0	0.00	0	0	0	0									
9431200 - Vote by Mail Reporting	10	4	40.00	2	1	1	0									
9431200 - Election Day Reporting	10	1	10.00	0	0	1	0									
9431210 - Vote by Mail Reporting	42	28	66.67	16	4	7	0									
9431210 - Election Day Reporting	42	3	7.14	2	0	1	0									
9431300 - Vote by Mail Reporting	106	70	66.04	35	22	13	0									
9431300 - Election Day Reporting	106	1	0.94	1	0	0	0									
9431310 - Vote by Mail Reporting	109	55	50.46	35	13	6	1									
9431310 - Election Day Reporting	109	3	2.75	2	0	1	0									
9431400 - Vote by Mail Reporting	231	146	63.20	72	41	32	0									
9431400 - Election Day Reporting	231	6	2.60	2	0	3	0									
9431500 - Vote by Mail Reporting	145	98	67.59	50	26	20	0									
9431500 - Election Day Reporting	145	3	2.07	2	0	1	0									
9431610 - Vote by Mail Reporting	39	29	74.36	21	6	1	0									
9431610 - Election Day Reporting	39	1	2.56	1	0	0	0									
9431620 - Vote by Mail Reporting	15	11	73.33	5	3	3	0									
9431620 - Election Day Reporting	15	0	0.00	0	0	0	0									
9431700 - Vote by Mail Reporting	187	117	62.57	61	36	18	0									
9431700 - Election Day Reporting	187	4	2.14	3	0	1	0									
9431900 - Vote by Mail Reporting	206	125	60.68	73	39	13	0									
9431900 - Election Day Reporting	206	8	3.88	2	1	5	0									
9432910 - Vote by Mail Reporting	54	18	33.33	11	6	1	0									
9432910 - Election Day Reporting	54	4	7.41	1	2	1	0									
9433620 - Vote by Mail Reporting	361	227	62.88	128	56	38	1									
9433620 - Election Day Reporting	361	12	3.32	7	3	2	0									
9433630 - Vote by Mail Reporting	479	314	65.55	192	73	49	0									
9433630 - Election Day Reporting	479	14	2.92	4	5	4	0									
9438120 - Vote by Mail Reporting	12	9	75.00	3	1	5	0									
9438120 - Election Day Reporting	12	0	0.00	0	0	0	0									
9438140 - Vote by Mail Reporting	2	2	100.00	1	0	1	0									
9438140 - Election Day Reporting	2	0	0.00	0	0	0	0									
9438500 - Vote by Mail Reporting	7	3	42.86	0	0	2	1									
9438500 - Election Day Reporting	7	0	0.00	0	0	0	0									
Vote by Mail Reporting Totals	69238	28929	41.78	14618	10606	3393	93									
Election Day Reporting Totals	69238	10925	15.78	5042	4288	1492	21									
District Totals - Absentee																
District Grand Totals																


**ALAMEDA COUNTY Statement of Vote  
GENERAL ELECTION**

NON-PARTISAN MAYOR - HAYWARD																
	Registration	Ballots Cast	Turnout (%)		MAYOR - HAYWARD BARBARA HALLIDAY	MARK SALINAS	Under Vote	Over Vote								
15th Congressional District	69238	39854	57.56		19660	14894	4885	114								
10th State Senatorial District	69238	39854	57.56		19660	14894	4885	114								
20th Assembly District	69238	39854	57.56		19660	14894	4885	114								
2nd Dist, Board of Equalization	69238	39854	57.56		19660	14894	4885	114								
2nd Supervisorial District	69238	39854	57.56		19660	14894	4885	114								
ALAMEDA	69238	39854	57.56		19660	14894	4885	114								
City of Hayward	69238	39854	57.56		19660	14894	4885	114								
Grand Totals	69238	39854	57.56		19660	14894	4885	114								

STATE OF CALIFORNIA }  
COUNTY OF ALAMEDA } ss.

I, **TIM DUPUIS**, Registrar of Voters for the County of Alameda, State of California, having canvassed the returns of all votes cast in the **City Hayward** at the General Election held on Tuesday, **November 6, 2018**, do hereby certify the following to be a full, true and correct Statement of the Results of all the votes cast, to which this certificate is attached, at said election for each candidate in the **City of Hayward**, for the office of **City Council Member**.

I hereby set my hand and my official seal this **6<sup>th</sup>** day of **December 2018**.



**TIM DUPUIS**  
Registrar of Voters  
Alameda County  
State of California

## GENERAL ELECTION

## NON-PARTISAN MEMBERS, CITY COUNCIL - HAYWARD

	Registration	Ballots Cast	Turnout (%)	MEMBERS, CITY COUNCIL - JOE ORLANDO RAMOS	DIDACUS RAMOS	SARA LAMNIN	TOM FERREIRA	MEKIA MICHELLE FIELDS	MARVIN PEIXOTO	AISHA WAHAB	Under Vote	Over Vote				
420500 - Vote by Mail Reporting	1046	387	37.00	57	39	136	51	29	107	157	186	6				
420500 - Election Day Reporting	1046	162	15.49	26	17	48	20	11	30	58	110	4				
420600 - Vote by Mail Reporting	1609	716	44.50	75	103	297	115	40	211	238	327	18				
420600 - Election Day Reporting	1609	215	13.36	27	24	74	30	15	46	75	133	4				
420700 - Vote by Mail Reporting	990	418	42.22	55	41	159	59	18	150	139	188	8				
420700 - Election Day Reporting	990	148	14.95	20	17	35	28	6	40	59	85	0				
420900 - Vote by Mail Reporting	746	296	39.68	52	35	124	42	10	74	115	128	4				
420900 - Election Day Reporting	746	138	18.50	24	10	45	23	16	22	49	83	0				
421000 - Vote by Mail Reporting	563	240	42.63	38	22	90	56	8	79	95	84	2				
421000 - Election Day Reporting	563	107	19.01	10	19	30	16	6	23	46	62	2				
421100 - Vote by Mail Reporting	995	409	41.11	42	31	179	64	35	107	177	165	12				
421100 - Election Day Reporting	995	164	16.48	20	20	45	29	8	28	63	110	0				
421200 - Vote by Mail Reporting	756	336	44.44	45	36	122	67	20	113	104	162	2				
421200 - Election Day Reporting	756	127	16.80	20	11	45	27	5	32	50	65	0				
421300 - Vote by Mail Reporting	872	343	39.33	47	22	138	69	13	75	127	177	6				
421300 - Election Day Reporting	872	159	18.23	24	16	66	30	5	35	62	80	0				
421400 - Vote by Mail Reporting	1316	485	36.85	73	40	182	69	37	114	202	235	16				
421400 - Election Day Reporting	1316	224	17.02	42	18	70	39	14	44	94	125	0				
421510 - Vote by Mail Reporting	1059	375	35.41	59	39	169	49	27	92	163	135	14				
421510 - Election Day Reporting	1059	161	15.20	38	24	60	28	4	25	61	72	4				
421700 - Vote by Mail Reporting	1594	844	40.40	88	62	248	105	36	182	225	297	30				
421700 - Election Day Reporting	1594	254	15.93	38	16	69	43	13	46	88	178	6				
421900 - Vote by Mail Reporting	1435	404	28.15	64	44	163	62	32	88	185	157	12				
421900 - Election Day Reporting	1435	216	15.05	37	23	51	30	15	34	98	139	4				
422000 - Vote by Mail Reporting	1194	543	45.48	72	49	206	81	25	164	235	245	10				
422000 - Election Day Reporting	1194	223	18.68	29	28	64	41	14	54	100	113	0				
422100 - Vote by Mail Reporting	1345	607	45.13	65	47	251	90	34	198	233	280	8				
422100 - Election Day Reporting	1345	253	18.81	39	25	75	46	13	54	101	142	0				
422300 - Vote by Mail Reporting	1567	600	38.29	71	48	255	85	31	163	270	249	24				
422300 - Election Day Reporting	1567	239	15.25	35	24	69	33	11	44	106	146	6				
422600 - Vote by Mail Reporting	1705	599	35.13	84	47	242	72	30	159	246	302	12				
422600 - Election Day Reporting	1705	282	16.54	43	31	70	47	17	56	102	191	4				
422700 - Vote by Mail Reporting	1266	527	41.63	54	57	201	67	24	163	161	309	12				
422700 - Election Day Reporting	1266	188	14.85	24	18	79	23	12	36	63	117	2				
422810 - Vote by Mail Reporting	1054	410	38.90	42	36	175	33	22	152	151	195	2				
422810 - Election Day Reporting	1054	194	18.41	35	18	68	24	7	42	75	116	4				
422900 - Vote by Mail Reporting	1274	516	40.50	69	46	240	85	21	149	196	217	8				
422900 - Election Day Reporting	1274	211	16.56	26	27	62	35	14	48	81	128	2				
422910 - Vote by Mail Reporting	1589	610	38.39	69	63	234	87	43	147	234	322	20				
422910 - Election Day Reporting	1589	256	16.11	48	21	84	39	14	57	101	133	10				
422920 - Vote by Mail Reporting	1176	460	39.12	41	51	200	74	11	139	175	215	6				
422920 - Election Day Reporting	1176	193	16.41	33	27	40	22	11	22	73	156	0				
423000 - Vote by Mail Reporting	1062	360	33.90	59	30	167	49	18	105	118	159	8				
423000 - Election Day Reporting	1062	141	13.28	18	13	54	26	9	33	53	71	0				
423100 - Vote by Mail Reporting	1035	421	40.68	49	48	169	43	23	145	167	186	12				
423100 - Election Day Reporting	1035	150	14.49	28	12	48	21	13	31	51	96	2				
423400 - Vote by Mail Reporting	867	289	33.33	36	27	116	39	12	79	105	157	2				
423400 - Election Day Reporting	867	154	17.76	15	10	49	23	8	35	56	106	2				
423500 - Vote by Mail Reporting	664	292	43.98	30	40	132	34	7	107	102	116	4				
423500 - Election Day Reporting	664	95	14.31	15	9	32	9	6	23	35	57	4				
423600 - Vote by Mail Reporting	684	324	47.37	31	23	157	43	10	117	98	167	4				
423600 - Election Day Reporting	684	130	19.01	14	5	50	21	12	42	35	77	2				
423610 - Vote by Mail Reporting	1650	654	39.64	91	83	280	87	32	216	206	293	14				
423610 - Election Day Reporting	1650	281	17.03	34	26	91	42	20	62	91	192	0				
423710 - Vote by Mail Reporting	1134	460	40.56	59	52	195	60	41	112	155	225	16				
423710 - Election Day Reporting	1134	176	15.52	25	20	52	19	12	43	65	112	2				
424000 - Vote by Mail Reporting	1562	629	40.27	64	55	278	81	40	231	214	279	10				
424000 - Election Day Reporting	1562	300	19.21	58	36	92	45	19	67	96	183	4				
424100 - Vote by Mail Reporting	742	320	43.13	47	27	130	57	12	86	131	142	2				



**ALAMEDA COUNTY Statement of Vote  
GENERAL ELECTION**

**NON-PARTISAN MEMBERS, CITY COUNCIL - HAYWARD**

	Registration	Ballots Cast	Turnout (%)		MEMBERS, CITY COUNCIL - JOE ORLANDO RAMOS	DIDACUS RAMOS	SARA LAMNIN	TOM FERREIRA	MEKIA MICHELLE FIELDS	MARVIN PEIXOTO	AISHA WAHAB	Under Vote	Over Vote			
424100 - Election Day Reporting	742	157	21.16		21	18	47	20	6	35	66	94	6			
424300 - Vote by Mail Reporting	1576	612	38.83		98	66	234	111	33	177	215	276	6			
424300 - Election Day Reporting	1576	304	19.29		53	29	119	45	6	87	78	183	2			
424400 - Vote by Mail Reporting	1278	546	42.72		58	41	219	94	35	159	247	221	14			
424400 - Election Day Reporting	1278	297	23.24		48	31	92	48	17	66	101	177	10			
430170 - Vote by Mail Reporting	1423	556	39.07		55	62	217	88	33	130	273	241	10			
430170 - Election Day Reporting	1423	178	12.51		34	23	53	32	13	33	60	111	0			
430400 - Vote by Mail Reporting	456	194	42.54		16	25	61	22	7	45	105	101	2			
430400 - Election Day Reporting	456	85	18.64		11	4	24	14	5	23	46	43	0			
430600 - Vote by Mail Reporting	1305	543	41.61		50	49	218	68	34	141	260	246	10			
430600 - Election Day Reporting	1305	229	17.55		20	25	78	21	19	41	105	137	2			
430700 - Vote by Mail Reporting	802	371	46.26		35	42	151	52	20	88	136	211	6			
430700 - Election Day Reporting	802	108	13.47		13	11	38	15	14	14	41	65	0			
430900 - Vote by Mail Reporting	772	316	40.93		28	25	114	46	25	68	161	162	2			
430900 - Election Day Reporting	772	141	18.26		18	8	44	23	14	25	63	82	0			
431100 - Vote by Mail Reporting	1185	492	41.52		61	63	204	63	34	118	213	218	14			
431100 - Election Day Reporting	1185	202	17.05		27	20	69	32	14	40	82	121	0			
431800 - Vote by Mail Reporting	1315	589	44.79		69	70	235	87	31	134	247	286	10			
431800 - Election Day Reporting	1315	209	15.89		18	15	65	35	22	45	87	130	0			
432010 - Vote by Mail Reporting	1887	805	42.66		66	95	299	94	55	228	366	392	8			
432010 - Election Day Reporting	1887	242	12.82		38	30	70	24	11	32	105	164	6			
432110 - Vote by Mail Reporting	1496	519	34.69		67	51	213	72	30	142	197	246	18			
432110 - Election Day Reporting	1496	198	13.24		38	21	68	26	11	42	57	122	2			
432200 - Vote by Mail Reporting	1068	404	37.83		58	42	166	48	24	88	174	200	6			
432200 - Election Day Reporting	1068	173	16.20		23	16	45	27	12	20	73	125	4			
432300 - Vote by Mail Reporting	1457	536	36.79		64	60	202	68	34	147	230	259	0			
432300 - Election Day Reporting	1457	222	15.24		41	25	68	32	10	48	79	130	4			
432400 - Vote by Mail Reporting	1263	474	37.53		47	37	195	74	26	97	225	240	8			
432400 - Election Day Reporting	1263	207	16.39		25	31	53	29	17	26	85	147	2			
432600 - Vote by Mail Reporting	863	331	38.35		46	23	148	40	5	93	149	154	4			
432600 - Election Day Reporting	863	180	20.86		23	11	68	27	9	41	77	101	0			
432700 - Vote by Mail Reporting	1543	671	43.49		73	65	264	90	54	147	283	342	16			
432700 - Election Day Reporting	1543	215	13.93		42	30	76	27	14	42	94	99	6			
432810 - Vote by Mail Reporting	1007	361	35.85		35	36	139	48	44	75	166	171	6			
432810 - Election Day Reporting	1007	178	17.68		26	18	52	35	10	22	81	110	4			
432900 - Vote by Mail Reporting	1195	541	45.27		50	61	238	63	47	123	241	245	6			
432900 - Election Day Reporting	1195	212	17.74		16	33	78	42	11	32	103	112	0			
433100 - Vote by Mail Reporting	1225	415	33.88		47	41	145	63	29	98	164	220	12			
433100 - Election Day Reporting	1225	265	21.63		43	27	83	42	14	43	104	168	2			
433200 - Vote by Mail Reporting	882	321	36.39		31	30	128	47	23	63	134	175	6			
433200 - Election Day Reporting	882	155	17.57		25	13	50	20	17	22	64	100	0			
433400 - Vote by Mail Reporting	1253	654	52.19		50	64	285	74	22	205	273	324	4			
433400 - Election Day Reporting	1253	250	19.95		30	28	74	27	30	62	110	138	0			
433500 - Vote by Mail Reporting	698	312	44.70		31	28	129	27	18	81	126	174	6			
433500 - Election Day Reporting	698	187	26.79		23	14	59	14	18	43	71	128	2			
433610 - Vote by Mail Reporting	1349	670	49.67		52	62	305	97	27	233	247	303	14			
433610 - Election Day Reporting	1349	278	20.61		22	32	119	32	11	72	115	147	2			
433700 - Vote by Mail Reporting	1348	679	50.37		54	65	297	67	34	230	314	291	8			
433700 - Election Day Reporting	1348	265	19.66		24	19	95	32	13	69	122	144	8			
433900 - Vote by Mail Reporting	471	232	49.26		10	18	96	23	11	115	93	92	2			
433900 - Election Day Reporting	471	113	23.99		10	14	51	14	5	51	46	35	0			
9420010 - Vote by Mail Reporting	0	0	0.00		0	0	0	0	0	0	0	0	0			
9420010 - Election Day Reporting	0	0	0.00		0	0	0	0	0	0	0	0	0			
9420020 - Vote by Mail Reporting	0	0	0.00		0	0	0	0	0	0	0	0	0			
9420020 - Election Day Reporting	0	0	0.00		0	0	0	0	0	0	0	0	0			
9420030 - Vote by Mail Reporting	115	64	55.65		13	13	29	14	1	13	22	22	0			
9420030 - Election Day Reporting	115	1	0.87		0	0	0	0	0	0	1	1	0			
9420040 - Vote by Mail Reporting	118	65	55.08		3	10	29	10	3	11	35	29	0			
9420040 - Election Day Reporting	118	2	1.69		0	0	0	0	1	0	1	2	0			

**ALAMEDA COUNTY Statement of Vote  
GENERAL ELECTION**

**NON-PARTISAN MEMBERS, CITY COUNCIL - HAYWARD**

	Registration	Ballots Cast	Turnout (%)		MEMBERS, CITY COUNCIL - JOE ORLANDO RAMOS	DIDACUS RAMOS	SARA LAMNIN	TOM FERREIRA	MEKIA MICHELLE FIELDS	MARVIN PEIXOTO	AISHA WAHAB	Under Vote	Over Vote			
9420050 - Vote by Mail Reporting	222	104	46.85		19	11	36	10	7	21	40	57	6			
9420050 - Election Day Reporting	222	6	2.70		2	0	1	0	1	0	2	6	0			
9420200 - Vote by Mail Reporting	316	130	41.14		17	11	45	17	9	19	66	73	0			
9420200 - Election Day Reporting	316	9	2.85		0	0	2	0	1	0	7	8	0			
9420210 - Vote by Mail Reporting	256	113	44.14		18	12	33	27	5	30	40	60	0			
9420210 - Election Day Reporting	256	7	2.73		1	0	2	0	0	0	2	9	0			
9420220 - Vote by Mail Reporting	18	11	61.11		0	1	8	2	0	4	4	3	0			
9420220 - Election Day Reporting	18	0	0.00		0	0	0	0	0	0	0	0	0			
9420230 - Vote by Mail Reporting	370	164	44.32		35	21	48	23	11	35	71	79	2			
9420230 - Election Day Reporting	370	6	1.62		1	1	0	0	0	0	0	7	2			
9420240 - Vote by Mail Reporting	0	0	0.00		0	0	0	0	0	0	0	0	0			
9420240 - Election Day Reporting	0	0	0.00		0	0	0	0	0	0	0	0	0			
9420250 - Vote by Mail Reporting	370	175	47.30		33	18	54	43	11	37	64	87	2			
9420250 - Election Day Reporting	370	3	0.81		0	0	1	0	1	1	1	2	0			
9420300 - Vote by Mail Reporting	188	125	66.49		15	8	62	13	12	34	59	47	0			
9420300 - Election Day Reporting	188	1	0.53		0	0	0	0	0	0	0	2	0			
9420310 - Vote by Mail Reporting	43	16	37.21		2	1	3	3	0	2	4	13	2			
9420310 - Election Day Reporting	43	0	0.00		0	0	0	0	0	0	0	0	0			
9420320 - Vote by Mail Reporting	1	1	100.00		0	0	1	0	1	0	0	0	0			
9420320 - Election Day Reporting	1	0	0.00		0	0	0	0	0	0	0	0	0			
9420510 - Vote by Mail Reporting	0	0	0.00		0	0	0	0	0	0	0	0	0			
9420510 - Election Day Reporting	0	0	0.00		0	0	0	0	0	0	0	0	0			
9420610 - Vote by Mail Reporting	2	0	0.00		0	0	1	0	0	1	0	0	0			
9420610 - Election Day Reporting	2	1	50.00		0	0	0	0	0	0	0	0	0			
9420800 - Vote by Mail Reporting	332	181	54.52		24	22	51	28	6	49	72	106	4			
9420800 - Election Day Reporting	332	13	3.92		4	1	1	3	0	0	2	15	0			
9422930 - Vote by Mail Reporting	412	237	57.52		33	31	90	21	12	57	97	131	2			
9422930 - Election Day Reporting	412	6	1.46		0	1	2	0	1	1	2	7	0			
9422940 - Vote by Mail Reporting	0	0	0.00		0	0	0	0	0	0	0	0	0			
9422940 - Election Day Reporting	0	0	0.00		0	0	0	0	0	0	0	0	0			
9422950 - Vote by Mail Reporting	0	0	0.00		0	0	0	0	0	0	0	0	0			
9422950 - Election Day Reporting	0	0	0.00		0	0	0	0	0	0	0	0	0			
9423620 - Vote by Mail Reporting	0	0	0.00		0	0	0	0	0	0	0	0	0			
9423620 - Election Day Reporting	0	0	0.00		0	0	0	0	0	0	0	0	0			
9423700 - Vote by Mail Reporting	0	0	0.00		0	0	0	0	0	0	0	0	0			
9423700 - Election Day Reporting	0	0	0.00		0	0	0	0	0	0	0	0	0			
9423800 - Vote by Mail Reporting	4	1	25.00		0	0	0	1	0	0	1	0	0			
9423800 - Election Day Reporting	4	0	0.00		0	0	0	0	0	0	0	0	0			
9424200 - Vote by Mail Reporting	64	36	56.25		0	4	12	6	0	6	14	30	0			
9424200 - Election Day Reporting	64	0	0.00		0	0	0	0	0	0	0	0	0			
9430010 - Vote by Mail Reporting	0	0	0.00		0	0	0	0	0	0	0	0	0			
9430010 - Election Day Reporting	0	0	0.00		0	0	0	0	0	0	0	0	0			
9430020 - Vote by Mail Reporting	0	0	0.00		0	0	0	0	0	0	0	0	0			
9430020 - Election Day Reporting	0	0	0.00		0	0	0	0	0	0	0	0	0			
9430110 - Vote by Mail Reporting	0	0	0.00		0	0	0	0	0	0	0	0	0			
9430110 - Election Day Reporting	0	0	0.00		0	0	0	0	0	0	0	0	0			
9430120 - Vote by Mail Reporting	0	0	0.00		0	0	0	0	0	0	0	0	0			
9430120 - Election Day Reporting	0	0	0.00		0	0	0	0	0	0	0	0	0			
9430130 - Vote by Mail Reporting	0	0	0.00		0	0	0	0	0	0	0	0	0			
9430130 - Election Day Reporting	0	0	0.00		0	0	0	0	0	0	0	0	0			
9430140 - Vote by Mail Reporting	0	0	0.00		0	0	0	0	0	0	0	0	0			
9430140 - Election Day Reporting	0	0	0.00		0	0	0	0	0	0	0	0	0			
9430150 - Vote by Mail Reporting	0	0	0.00		0	0	0	0	0	0	0	0	0			
9430150 - Election Day Reporting	0	0	0.00		0	0	0	0	0	0	0	0	0			
9430160 - Vote by Mail Reporting	6	2	33.33		1	0	0	1	0	0	0	0	2			
9430160 - Election Day Reporting	6	0	0.00		0	0	0	0	0	0	0	0	0			
9430410 - Vote by Mail Reporting	4	2	50.00		0	0	1	0	0	0	2	1	0			
9430410 - Election Day Reporting	4	0	0.00		0	0	0	0	0	0	0	0	0			
9430420 - Vote by Mail Reporting	1	0	0.00		0	0	0	0	0	0	0	0	0			

**ALAMEDA COUNTY Statement of Vote  
GENERAL ELECTION**

**NON-PARTISAN MEMBERS, CITY COUNCIL - HAYWARD**

	Registration	Ballots Cast	Turnout (%)		MEMBERS, CITY COUNCIL - JOE ORLANDO RAMOS	DIDACUS RAMOS	SARA LAMNIN	TOM FERREIRA	MEKIA MICHELLE FIELDS	MARVIN PEIXOTO	AISHA WAHAB	Under Vote	Over Vote			
9430420 - Election Day Reporting	1	0	0.00		0	0	0	0	0	0	0	0	0			
9430500 - Vote by Mail Reporting	2	1	50.00		0	0	1	0	0	1	0	0	0			
9430500 - Election Day Reporting	2	0	0.00		0	0	0	0	0	0	0	0	0			
9430510 - Vote by Mail Reporting	63	27	42.86		4	3	4	6	2	5	7	18	4			
9430510 - Election Day Reporting	63	3	4.76		0	0	1	0	1	0	0	4	0			
9430710 - Vote by Mail Reporting	72	37	51.39		4	3	14	5	1	14	15	18	0			
9430710 - Election Day Reporting	72	0	0.00		0	0	0	0	0	0	0	0	0			
9430720 - Vote by Mail Reporting	153	105	68.63		12	5	48	14	14	28	34	53	0			
9430720 - Election Day Reporting	153	2	1.31		0	0	0	0	0	0	0	4	0			
9430800 - Vote by Mail Reporting	416	249	59.86		14	16	107	32	21	51	118	132	2			
9430800 - Election Day Reporting	416	14	3.37		2	1	2	2	1	0	4	18	0			
9430820 - Vote by Mail Reporting	0	0	0.00		0	0	0	0	0	0	0	0	0			
9430820 - Election Day Reporting	0	0	0.00		0	0	0	0	0	0	0	0	0			
9430830 - Vote by Mail Reporting	0	0	0.00		0	0	0	0	0	0	0	0	0			
9430830 - Election Day Reporting	0	0	0.00		0	0	0	0	0	0	0	0	0			
9431110 - Vote by Mail Reporting	12	8	66.67		0	0	1	1	0	1	4	9	0			
9431110 - Election Day Reporting	12	0	0.00		0	0	0	0	0	0	0	0	0			
9431120 - Vote by Mail Reporting	5	1	20.00		0	1	0	0	0	1	0	0	0			
9431120 - Election Day Reporting	5	0	0.00		0	0	0	0	0	0	0	0	0			
9431200 - Vote by Mail Reporting	10	4	40.00		1	0	1	0	0	1	3	2	0			
9431200 - Election Day Reporting	10	1	10.00		0	0	0	0	0	0	1	1	0			
9431210 - Vote by Mail Reporting	42	28	66.67		1	1	14	1	0	5	11	21	0			
9431210 - Election Day Reporting	42	3	7.14		1	1	0	1	0	0	1	2	0			
9431300 - Vote by Mail Reporting	106	70	66.04		8	10	15	11	6	17	30	41	2			
9431300 - Election Day Reporting	106	1	0.94		1	0	0	0	1	0	0	0	0			
9431310 - Vote by Mail Reporting	109	55	50.46		7	6	22	11	4	11	22	25	2			
9431310 - Election Day Reporting	109	3	2.75		0	0	2	0	1	0	0	3	0			
9431400 - Vote by Mail Reporting	231	146	63.20		10	8	56	16	10	21	66	104	0			
9431400 - Election Day Reporting	231	6	2.60		1	0	0	0	0	0	2	7	0			
9431500 - Vote by Mail Reporting	145	98	67.59		7	12	40	11	4	23	49	46	0			
9431500 - Election Day Reporting	145	3	2.07		0	1	1	0	0	2	0	2	0			
9431610 - Vote by Mail Reporting	39	29	74.36		0	1	12	1	3	10	20	9	0			
9431610 - Election Day Reporting	39	1	2.56		0	1	0	0	0	0	1	0	0			
9431620 - Vote by Mail Reporting	15	11	73.33		3	1	1	3	0	1	3	10	0			
9431620 - Election Day Reporting	15	0	0.00		0	0	0	0	0	0	0	0	0			
9431700 - Vote by Mail Reporting	187	117	62.57		10	8	40	19	5	33	51	64	0			
9431700 - Election Day Reporting	187	4	2.14		2	1	0	0	0	2	0	3	0			
9431900 - Vote by Mail Reporting	206	125	60.68		6	9	50	19	17	24	68	55	4			
9431900 - Election Day Reporting	206	8	3.88		0	0	1	1	0	2	2	10	0			
9432910 - Vote by Mail Reporting	54	18	33.33		2	2	5	2	0	7	8	10	0			
9432910 - Election Day Reporting	54	4	7.41		0	0	0	1	0	0	3	4	0			
9433620 - Vote by Mail Reporting	361	227	62.88		13	9	88	24	15	57	110	120	6			
9433620 - Election Day Reporting	361	12	3.32		1	3	8	0	0	0	4	8	0			
9433630 - Vote by Mail Reporting	479	314	65.55		39	47	127	39	31	76	130	139	0			
9433630 - Election Day Reporting	479	14	2.92		1	0	4	1	3	1	5	13	0			
9438120 - Vote by Mail Reporting	12	9	75.00		1	0	2	0	0	3	1	11	0			
9438120 - Election Day Reporting	12	0	0.00		0	0	0	0	0	0	0	0	0			
9438140 - Vote by Mail Reporting	2	2	100.00		0	0	1	0	0	0	2	1	0			
9438140 - Election Day Reporting	2	0	0.00		0	0	0	0	0	0	0	0	0			
9438500 - Vote by Mail Reporting	7	3	42.86		0	0	0	0	0	0	0	6	0			
9438500 - Election Day Reporting	7	0	0.00		0	0	0	0	0	0	0	0	0			
Vote by Mail Reporting Totals	69238	28929	41.78		3334	2869	11689	4035	1687	7958	11706	13721	542			
Election Day Reporting Totals	69238	10925	15.78		1574	1122	3483	1603	685	2239	4243	6629	132			
District Totals - Absentee																
District Grand Totals																

**ALAMEDA COUNTY Statement of Vote  
GENERAL ELECTION**


**NON-PARTISAN MEMBERS, CITY COUNCIL - HAYWARD**

	Registration	Ballots Cast	Turnout (%)		MEMBERS, CITY COUNCIL - JOE ORLANDO RAMOS	DIDACUS RAMOS	SARA LAMNIN	TOM FERREIRA	MEKIA MICHELLE FIELDS	MARVIN PEIXOTO	AISHA WAHAB	Under Vote	Over Vote			
15th Congressional District	69238	39854	57.56		4908	3991	15172	5638	2372	10197	15949	20350	674			
10th State Senatorial District	69238	39854	57.56		4908	3991	15172	5638	2372	10197	15949	20350	674			
20th Assembly District	69238	39854	57.56		4908	3991	15172	5638	2372	10197	15949	20350	674			
2nd Dist, Board of Equalization	69238	39854	57.56		4908	3991	15172	5638	2372	10197	15949	20350	674			
2nd Supervisorial District	69238	39854	57.56		4908	3991	15172	5638	2372	10197	15949	20350	674			
ALAMEDA	69238	39854	57.56		4908	3991	15172	5638	2372	10197	15949	20350	674			
City of Hayward	69238	39854	57.56		4908	3991	15172	5638	2372	10197	15949	20350	674			
Grand Totals	69238	39854	57.56		4908	3991	15172	5638	2372	10197	15949	20350	674			

STATE OF CALIFORNIA }  
COUNTY OF ALAMEDA } ss.

I, **TIM DUPUIS**, Registrar of Voters for the County of Alameda, State of California, having canvassed the returns of all votes cast in the **City of Hayward** at the General Election held on Tuesday, **November 6, 2018**, do hereby certify the following to be a full, true and correct Statement of the Results of all the votes cast, to which this certificate is attached, at said election for and against **Measure T**.

I hereby set my hand and my official seal this **6<sup>th</sup>** day of **December 2018**.



A handwritten signature in black ink, appearing to read 'Tim Dupuis', is written over a horizontal line.

**TIM DUPUIS**  
Registrar of Voters  
Alameda County  
State of California

**ALAMEDA COUNTY Statement of Vote  
GENERAL ELECTION**

**NON-PARTISAN MEASURE T - CITY OF HAYWARD**

	Registration	Ballots Cast	Turnout (%)		MEASURE T - CITY OF HAYWARD YES	NO	Under Vote	Over Vote									
420500 - Vote by Mail Reporting	1046	387	37.00		196	178	10	1									
420500 - Election Day Reporting	1046	162	15.49		110	38	13	0									
420600 - Vote by Mail Reporting	1609	716	44.50		385	310	18	0									
420600 - Election Day Reporting	1609	215	13.36		119	79	14	0									
420700 - Vote by Mail Reporting	990	418	42.22		218	181	10	0									
420700 - Election Day Reporting	990	148	14.95		85	53	8	0									
420900 - Vote by Mail Reporting	746	296	39.68		162	127	6	0									
420900 - Election Day Reporting	746	138	18.50		89	41	2	1									
421000 - Vote by Mail Reporting	563	240	42.63		119	115	5	0									
421000 - Election Day Reporting	563	107	19.01		69	33	5	0									
421100 - Vote by Mail Reporting	995	409	41.11		251	149	6	1									
421100 - Election Day Reporting	995	164	16.48		103	51	8	0									
421200 - Vote by Mail Reporting	756	336	44.44		172	153	7	0									
421200 - Election Day Reporting	756	127	16.80		74	48	3	0									
421300 - Vote by Mail Reporting	872	343	39.33		179	149	12	0									
421300 - Election Day Reporting	872	159	18.23		78	55	25	0									
421400 - Vote by Mail Reporting	1316	485	36.85		306	162	14	0									
421400 - Election Day Reporting	1316	224	17.02		125	88	9	0									
421510 - Vote by Mail Reporting	1059	375	35.41		218	144	11	1									
421510 - Election Day Reporting	1059	161	15.20		82	69	10	0									
421700 - Vote by Mail Reporting	1594	644	40.40		350	266	20	1									
421700 - Election Day Reporting	1594	254	15.93		140	93	14	0									
421900 - Vote by Mail Reporting	1435	404	28.15		252	139	11	0									
421900 - Election Day Reporting	1435	216	15.05		139	50	27	0									
422000 - Vote by Mail Reporting	1194	543	45.48		264	253	23	3									
422000 - Election Day Reporting	1194	223	18.68		115	92	14	0									
422100 - Vote by Mail Reporting	1345	607	45.13		306	279	18	0									
422100 - Election Day Reporting	1345	253	18.81		138	103	9	1									
422300 - Vote by Mail Reporting	1567	600	38.29		331	236	30	0									
422300 - Election Day Reporting	1567	239	15.25		140	81	17	0									
422600 - Vote by Mail Reporting	1705	599	35.13		337	241	21	0									
422600 - Election Day Reporting	1705	282	16.54		181	73	20	0									
422700 - Vote by Mail Reporting	1266	527	41.63		244	258	23	0									
422700 - Election Day Reporting	1266	188	14.85		106	70	12	0									
422810 - Vote by Mail Reporting	1054	410	38.90		230	158	16	0									
422810 - Election Day Reporting	1054	194	18.41		130	48	15	0									
422900 - Vote by Mail Reporting	1274	516	40.50		278	206	32	0									
422900 - Election Day Reporting	1274	211	16.56		125	74	12	0									
422910 - Vote by Mail Reporting	1589	610	38.39		345	243	20	0									
422910 - Election Day Reporting	1589	256	16.11		153	83	15	1									
422920 - Vote by Mail Reporting	1176	460	39.12		224	209	19	1									
422920 - Election Day Reporting	1176	193	16.41		105	73	14	0									
423000 - Vote by Mail Reporting	1062	360	33.90		216	132	8	0									
423000 - Election Day Reporting	1062	141	13.28		78	52	11	0									
423100 - Vote by Mail Reporting	1035	421	40.68		219	187	14	0									
423100 - Election Day Reporting	1035	150	14.49		82	57	11	0									
423400 - Vote by Mail Reporting	867	289	33.33		162	116	6	0									
423400 - Election Day Reporting	867	154	17.76		95	44	14	0									
423500 - Vote by Mail Reporting	664	292	43.98		164	114	14	0									
423500 - Election Day Reporting	664	95	14.31		54	36	3	0									
423600 - Vote by Mail Reporting	684	324	47.37		200	102	19	1									
423600 - Election Day Reporting	684	130	19.01		75	45	8	0									
423610 - Vote by Mail Reporting	1650	654	39.64		366	262	22	0									
423610 - Election Day Reporting	1650	281	17.03		170	85	25	0									
423710 - Vote by Mail Reporting	1134	460	40.56		260	175	21	1									
423710 - Election Day Reporting	1134	176	15.52		107	54	13	0									
424000 - Vote by Mail Reporting	1562	629	40.27		352	259	12	1									
424000 - Election Day Reporting	1562	300	19.21		175	107	18	0									
424100 - Vote by Mail Reporting	742	320	43.13		183	125	8	1									

**ALAMEDA COUNTY Statement of Vote  
GENERAL ELECTION**

**NON-PARTISAN MEASURE T - CITY OF HAYWARD**

	Registration	Ballots Cast	Turnout (%)	MEASURE T - CITY OF HAYWARD	YES	NO	Under Vote	Over Vote									
424100 - Election Day Reporting	742	157	21.16		81	63	13	0									
424300 - Vote by Mail Reporting	1576	612	38.83		321	273	9	1									
424300 - Election Day Reporting	1576	304	19.29		147	142	12	0									
424400 - Vote by Mail Reporting	1278	546	42.72		272	253	16	1									
424400 - Election Day Reporting	1278	297	23.24		147	128	21	2									
430170 - Vote by Mail Reporting	1423	556	39.07		373	172	9	0									
430170 - Election Day Reporting	1423	178	12.51		97	66	14	0									
430400 - Vote by Mail Reporting	456	194	42.54		114	70	7	0									
430400 - Election Day Reporting	456	85	18.64		55	26	3	0									
430600 - Vote by Mail Reporting	1305	543	41.61		340	178	17	0									
430600 - Election Day Reporting	1305	229	17.55		138	68	18	0									
430700 - Vote by Mail Reporting	802	371	46.26		217	130	20	0									
430700 - Election Day Reporting	802	108	13.47		70	31	7	0									
430900 - Vote by Mail Reporting	772	316	40.93		195	96	22	1									
430900 - Election Day Reporting	772	141	18.26		87	40	14	0									
431100 - Vote by Mail Reporting	1185	492	41.52		274	192	24	0									
431100 - Election Day Reporting	1185	202	17.05		125	60	17	0									
431800 - Vote by Mail Reporting	1315	589	44.79		348	222	15	1									
431800 - Election Day Reporting	1315	209	15.89		130	56	23	0									
432010 - Vote by Mail Reporting	1887	805	42.66		488	281	34	0									
432010 - Election Day Reporting	1887	242	12.82		158	56	24	0									
432110 - Vote by Mail Reporting	1496	519	34.69		285	216	17	0									
432110 - Election Day Reporting	1496	198	13.24		109	72	16	0									
432200 - Vote by Mail Reporting	1068	404	37.83		248	140	13	0									
432200 - Election Day Reporting	1068	173	16.20		120	39	14	0									
432300 - Vote by Mail Reporting	1457	536	36.79		338	183	11	0									
432300 - Election Day Reporting	1457	222	15.24		127	68	17	0									
432400 - Vote by Mail Reporting	1263	474	37.53		272	186	13	1									
432400 - Election Day Reporting	1263	207	16.39		129	56	21	0									
432600 - Vote by Mail Reporting	863	331	38.35		175	145	10	0									
432600 - Election Day Reporting	863	180	20.86		99	65	16	0									
432700 - Vote by Mail Reporting	1543	671	43.49		397	238	29	0									
432700 - Election Day Reporting	1543	215	13.93		138	66	11	0									
432810 - Vote by Mail Reporting	1007	361	35.85		255	91	12	1									
432810 - Election Day Reporting	1007	178	17.68		121	38	19	0									
432900 - Vote by Mail Reporting	1195	541	45.27		318	203	18	0									
432900 - Election Day Reporting	1195	212	17.74		131	69	6	0									
433100 - Vote by Mail Reporting	1225	415	33.88		223	174	11	0									
433100 - Election Day Reporting	1225	265	21.63		161	83	16	0									
433200 - Vote by Mail Reporting	882	321	36.39		171	130	15	0									
433200 - Election Day Reporting	882	155	17.57		86	58	10	0									
433400 - Vote by Mail Reporting	1253	654	52.19		315	312	22	0									
433400 - Election Day Reporting	1253	250	19.95		137	103	9	0									
433500 - Vote by Mail Reporting	698	312	44.70		182	115	8	1									
433500 - Election Day Reporting	698	187	26.79		118	51	16	0									
433610 - Vote by Mail Reporting	1349	670	49.67		292	348	25	0									
433610 - Election Day Reporting	1349	278	20.61		162	96	17	0									
433700 - Vote by Mail Reporting	1348	679	50.37		353	305	19	1									
433700 - Election Day Reporting	1348	265	19.66		146	99	19	0									
433900 - Vote by Mail Reporting	471	232	49.26		99	123	5	0									
433900 - Election Day Reporting	471	113	23.99		66	43	4	0									
9420010 - Vote by Mail Reporting	0	0	0.00		0	0	0	0									
9420010 - Election Day Reporting	0	0	0.00		0	0	0	0									
9420020 - Vote by Mail Reporting	0	0	0.00		0	0	0	0									
9420020 - Election Day Reporting	0	0	0.00		0	0	0	0									
9420030 - Vote by Mail Reporting	115	64	55.65		31	33	0	0									
9420030 - Election Day Reporting	115	1	0.87		1	0	0	0									
9420040 - Vote by Mail Reporting	118	65	55.08		31	33	0	0									
9420040 - Election Day Reporting	118	2	1.69		0	0	2	0									



**ALAMEDA COUNTY Statement of Vote  
GENERAL ELECTION**

**NON-PARTISAN MEASURE T - CITY OF HAYWARD**

	Registration	Ballots Cast	Turnout (%)		MEASURE T - CITY OF HAYWARD													
					YES	NO	Under Vote	Over Vote										
9420050 - Vote by Mail Reporting	222	104	46.85		44	56	2	2										
9420050 - Election Day Reporting	222	6	2.70		2	3	1	0										
9420200 - Vote by Mail Reporting	316	130	41.14		87	39	3	0										
9420200 - Election Day Reporting	316	9	2.85		2	4	3	0										
9420210 - Vote by Mail Reporting	256	113	44.14		59	50	5	0										
9420210 - Election Day Reporting	256	7	2.73		0	0	7	0										
9420220 - Vote by Mail Reporting	18	11	61.11		10	1	0	0										
9420220 - Election Day Reporting	18	0	0.00		0	0	0	0										
9420230 - Vote by Mail Reporting	370	164	44.32		103	57	3	0										
9420230 - Election Day Reporting	370	6	1.62		3	0	3	0										
9420240 - Vote by Mail Reporting	0	0	0.00		0	0	0	0										
9420240 - Election Day Reporting	0	0	0.00		0	0	0	0										
9420250 - Vote by Mail Reporting	370	175	47.30		82	87	6	0										
9420250 - Election Day Reporting	370	3	0.81		2	0	1	0										
9420300 - Vote by Mail Reporting	188	125	66.49		56	65	4	0										
9420300 - Election Day Reporting	188	1	0.53		1	0	0	0										
9420310 - Vote by Mail Reporting	43	16	37.21		9	4	0	0										
9420310 - Election Day Reporting	43	0	0.00		0	0	0	0										
9420320 - Vote by Mail Reporting	1	1	100.00		0	1	0	0										
9420320 - Election Day Reporting	1	0	0.00		0	0	0	0										
9420510 - Vote by Mail Reporting	0	0	0.00		0	0	0	0										
9420510 - Election Day Reporting	0	0	0.00		0	0	0	0										
9420610 - Vote by Mail Reporting	2	0	0.00		1	0	0	0										
9420610 - Election Day Reporting	2	1	50.00		0	0	0	0										
9420800 - Vote by Mail Reporting	332	181	54.52		89	82	8	0										
9420800 - Election Day Reporting	332	13	3.92		3	1	6	0										
9422930 - Vote by Mail Reporting	412	237	57.52		118	114	4	0										
9422930 - Election Day Reporting	412	6	1.46		2	3	1	0										
9422940 - Vote by Mail Reporting	0	0	0.00		0	0	0	0										
9422940 - Election Day Reporting	0	0	0.00		0	0	0	0										
9422950 - Vote by Mail Reporting	0	0	0.00		0	0	0	0										
9422950 - Election Day Reporting	0	0	0.00		0	0	0	0										
9423620 - Vote by Mail Reporting	0	0	0.00		0	0	0	0										
9423620 - Election Day Reporting	0	0	0.00		0	0	0	0										
9423700 - Vote by Mail Reporting	0	0	0.00		0	0	0	0										
9423700 - Election Day Reporting	0	0	0.00		0	0	0	0										
9423800 - Vote by Mail Reporting	4	1	25.00		1	0	0	0										
9423800 - Election Day Reporting	4	0	0.00		0	0	0	0										
9424200 - Vote by Mail Reporting	64	36	56.25		26	7	2	0										
9424200 - Election Day Reporting	64	0	0.00		0	0	0	0										
9430010 - Vote by Mail Reporting	0	0	0.00		0	0	0	0										
9430010 - Election Day Reporting	0	0	0.00		0	0	0	0										
9430020 - Vote by Mail Reporting	0	0	0.00		0	0	0	0										
9430020 - Election Day Reporting	0	0	0.00		0	0	0	0										
9430110 - Vote by Mail Reporting	0	0	0.00		0	0	0	0										
9430110 - Election Day Reporting	0	0	0.00		0	0	0	0										
9430120 - Vote by Mail Reporting	0	0	0.00		0	0	0	0										
9430120 - Election Day Reporting	0	0	0.00		0	0	0	0										
9430130 - Vote by Mail Reporting	0	0	0.00		0	0	0	0										
9430130 - Election Day Reporting	0	0	0.00		0	0	0	0										
9430140 - Vote by Mail Reporting	0	0	0.00		0	0	0	0										
9430140 - Election Day Reporting	0	0	0.00		0	0	0	0										
9430150 - Vote by Mail Reporting	0	0	0.00		0	0	0	0										
9430150 - Election Day Reporting	0	0	0.00		0	0	0	0										
9430160 - Vote by Mail Reporting	6	2	33.33		1	0	0	0										
9430160 - Election Day Reporting	6	0	0.00		0	0	0	0										
9430410 - Vote by Mail Reporting	4	2	50.00		1	1	0	0										
9430410 - Election Day Reporting	4	0	0.00		0	0	0	0										
9430420 - Vote by Mail Reporting	1	0	0.00		0	0	0	0										



**ALAMEDA COUNTY Statement of Vote  
GENERAL ELECTION**

**NON-PARTISAN MEASURE T - CITY OF HAYWARD**

	Registration	Ballots Cast	Turnout (%)		MEASURE T - CITY OF HAYWARD													
					YES	NO	Under Vote	Over Vote										
9430420 - Election Day Reporting	1	0	0.00		0	0	0	0										
9430500 - Vote by Mail Reporting	2	1	50.00		0	1	0	0										
9430500 - Election Day Reporting	2	0	0.00		0	0	0	0										
9430510 - Vote by Mail Reporting	63	27	42.86		15	8	4	0										
9430510 - Election Day Reporting	63	3	4.76		1	0	2	0										
9430710 - Vote by Mail Reporting	72	37	51.39		24	13	0	0										
9430710 - Election Day Reporting	72	0	0.00		0	0	0	0										
9430720 - Vote by Mail Reporting	153	105	68.63		54	49	2	0										
9430720 - Election Day Reporting	153	2	1.31		0	0	1	0										
9430800 - Vote by Mail Reporting	416	249	59.86		157	79	10	0										
9430800 - Election Day Reporting	416	14	3.37		6	2	6	0										
9430820 - Vote by Mail Reporting	0	0	0.00		0	0	0	0										
9430820 - Election Day Reporting	0	0	0.00		0	0	0	0										
9430830 - Vote by Mail Reporting	0	0	0.00		0	0	0	0										
9430830 - Election Day Reporting	0	0	0.00		0	0	0	0										
9431110 - Vote by Mail Reporting	12	8	66.67		6	2	0	0										
9431110 - Election Day Reporting	12	0	0.00		0	0	0	0										
9431120 - Vote by Mail Reporting	5	1	20.00		0	1	0	0										
9431120 - Election Day Reporting	5	0	0.00		0	0	0	0										
9431200 - Vote by Mail Reporting	10	4	40.00		4	0	0	0										
9431200 - Election Day Reporting	10	1	10.00		1	0	0	0										
9431210 - Vote by Mail Reporting	42	28	66.67		14	12	0	0										
9431210 - Election Day Reporting	42	3	7.14		1	1	1	0										
9431300 - Vote by Mail Reporting	106	70	66.04		24	40	6	0										
9431300 - Election Day Reporting	106	1	0.94		1	0	0	0										
9431310 - Vote by Mail Reporting	109	55	50.46		31	22	2	0										
9431310 - Election Day Reporting	109	3	2.75		1	0	2	0										
9431400 - Vote by Mail Reporting	231	146	63.20		86	49	8	0										
9431400 - Election Day Reporting	231	6	2.60		1	0	4	0										
9431500 - Vote by Mail Reporting	145	98	67.59		50	41	3	0										
9431500 - Election Day Reporting	145	3	2.07		1	1	1	0										
9431610 - Vote by Mail Reporting	39	29	74.36		25	3	0	0										
9431610 - Election Day Reporting	39	1	2.56		1	0	0	0										
9431620 - Vote by Mail Reporting	15	11	73.33		3	8	0	0										
9431620 - Election Day Reporting	15	0	0.00		0	0	0	0										
9431700 - Vote by Mail Reporting	187	117	62.57		70	42	1	0										
9431700 - Election Day Reporting	187	4	2.14		2	1	0	0										
9431900 - Vote by Mail Reporting	206	125	60.68		81	37	6	0										
9431900 - Election Day Reporting	206	8	3.88		4	0	4	0										
9432910 - Vote by Mail Reporting	54	18	33.33		10	8	0	0										
9432910 - Election Day Reporting	54	4	7.41		3	0	0	0										
9433620 - Vote by Mail Reporting	361	227	62.88		75	141	8	0										
9433620 - Election Day Reporting	361	12	3.32		9	1	1	0										
9433630 - Vote by Mail Reporting	479	314	65.55		145	166	3	0										
9433630 - Election Day Reporting	479	14	2.92		5	6	3	0										
9438120 - Vote by Mail Reporting	12	9	75.00		2	6	1	0										
9438120 - Election Day Reporting	12	0	0.00		0	0	0	0										
9438140 - Vote by Mail Reporting	2	2	100.00		1	0	1	0										
9438140 - Election Day Reporting	2	0	0.00		0	0	0	0										
9438500 - Vote by Mail Reporting	7	3	42.86		0	0	2	0										
9438500 - Election Day Reporting	7	0	0.00		0	0	0	0										
Vote by Mail Reporting Totals	69238	28929	41.78		15978	11762	951	22										
Election Day Reporting Totals	69238	10925	15.78		6380	3640	795	5										
District Totals - Absentee																		
District Grand Totals																		

**ALAMEDA COUNTY Statement of Vote  
GENERAL ELECTION**

NON-PARTISAN MEASURE T - CITY OF HAYWARD

	Registration	Ballots Cast	Turnout (%)	MEASURE T - CITY OF HAYWARD YES	NO	Under Vote	Over Vote								
15th Congressional District	69238	39854	57.56	22358	15402	1746	27								
10th State Senatorial District	69238	39854	57.56	22358	15402	1746	27								
20th Assembly District	69238	39854	57.56	22358	15402	1746	27								
2nd Dist, Board of Equalization	69238	39854	57.56	22358	15402	1746	27								
2nd Supervisorial District	69238	39854	57.56	22358	15402	1746	27								
ALAMEDA	69238	39854	57.56	22358	15402	1746	27								
City of Hayward	69238	39854	57.56	22358	15402	1746	27								
Grand Totals	69238	39854	57.56	22358	15402	1746	27								