

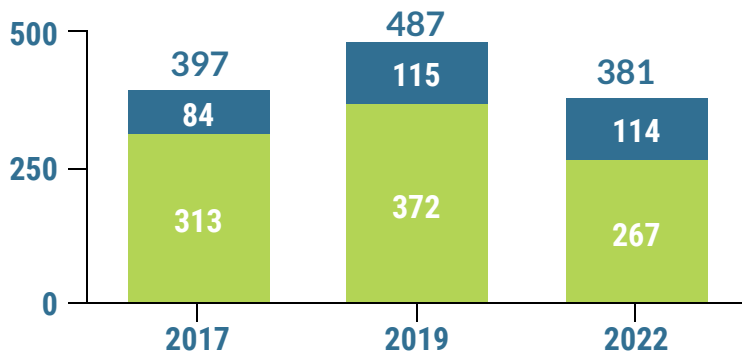


Hayward 2022 Point In Time Count Unsheltered & Sheltered Report



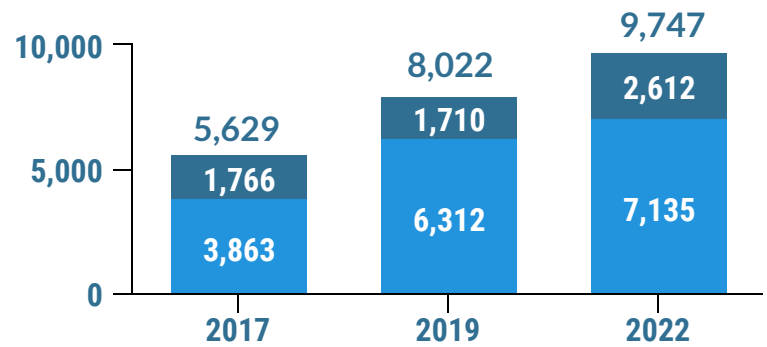
Every 2 years, communities conduct comprehensive counts of people experiencing homelessness in order to measure the prevalence of homelessness in each local community. The 2022 Alameda County EveryOne Counts! Point-in-Time Count was a community-wide effort conducted on February 23, 2022. The Count had not been conducted since 2019 due to COVID 19. Results presented below are for those individuals that were enrolled in sheltered services in Hayward on the night of 2/22/22, or observed as part of the Count on the morning of 2/23/22.

Count of Unsheltered/Sheltered
Individuals for Hayward



● Unsheltered ● Sheltered

Count of Unsheltered/Sheltered
Individuals for Alameda County



● Unsheltered ● Sheltered

Unsheltered Homelessness Data Summary



267 Individuals

Were observed as being
unsheltered in Hayward

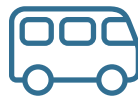


7,135 Individuals

Were observed as being
unsheltered in Alameda County.

4% of *unsheltered* Individuals in Alameda County Live in Hayward

Unsheltered Population by Location



	Tent	Car/Van	RV	Street/ Outside	Abandoned Building
Hayward 2022	108 (40%)	36 (14%)	38 (14%)	83 (31%)	1 (1%)
Hayward 2019	60 (16%)	72 (19%)	113 (30%)	124 (33%)	3 (1%)
Alameda County 2022	2216 (31%)	2318 (32%)	1600 (22%)	958 (13%)	43 (1%)
Alameda County 2019	2172 (34%)	1431 (23%)	1386 (22%)	1239 (20%)	84 (1%)

Sheltered Homelessness Data Summary



114 Individuals

Were Enrolled in Sheltered Services in Hayward



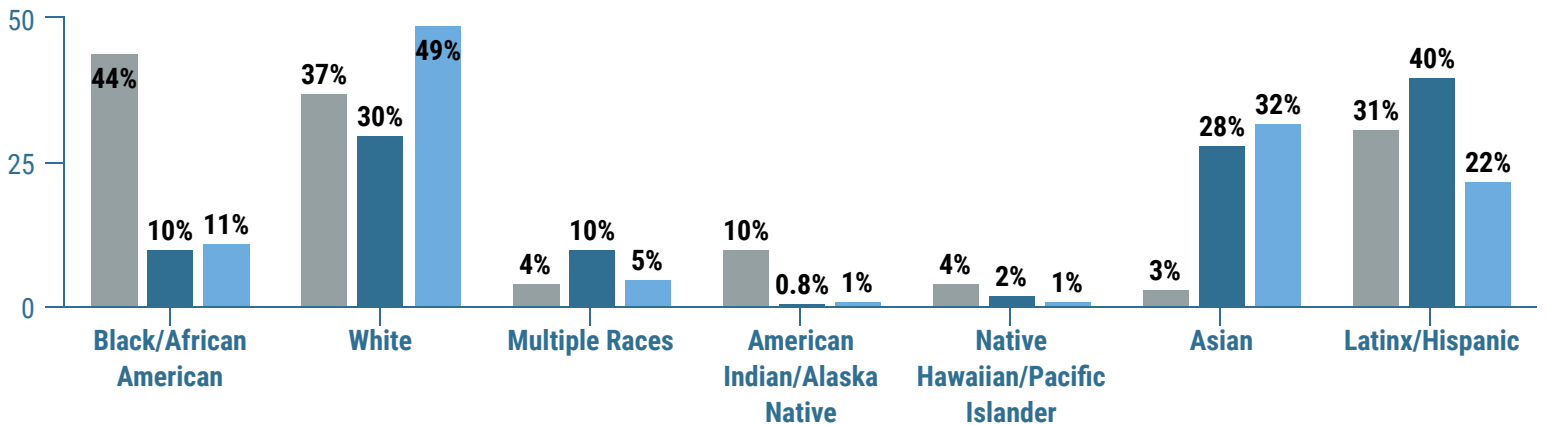
2,612 Individuals

Were Enrolled in Sheltered Services in Alameda County.

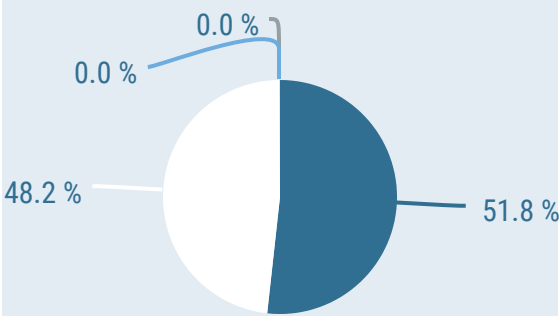
4% of sheltered individuals in Alameda County Live in Hayward

% of Sheltered Individuals by Race/Ethnicity*

● Hayward Sheltered Homeless 2022 ● Hayward Population 2021 ● Alameda County Population 2021



Gender Identity

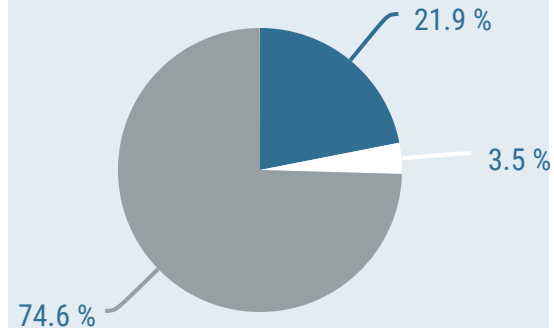


● Male ● Female ● Transgender ● No Single Gender

Characteristics of Sheltered Clients**

- 40% Chronically Homeless
- 7% Veterans
- 24% Mental Health Issue
- 8% Substance Use Issue
- 1% HIV/AIDS
- 11% Fleeing Domestic & Dating Violence

Age



● <18 ● 18-24 ● 25+

Type of Shelter Accessed:



Emergency Shelter
100%



Transitional Housing
0%



Safe Haven
0%

* Population data from 2021 Census Population Estimates. **Individuals can be in more than one category. Definition of *chronic homelessness*, according to HUD, is an individual that has a disabling condition and has had 4 episodes of homelessness in the last 3 years OR has been continuously homeless for 1 year or more.