

### Total Served

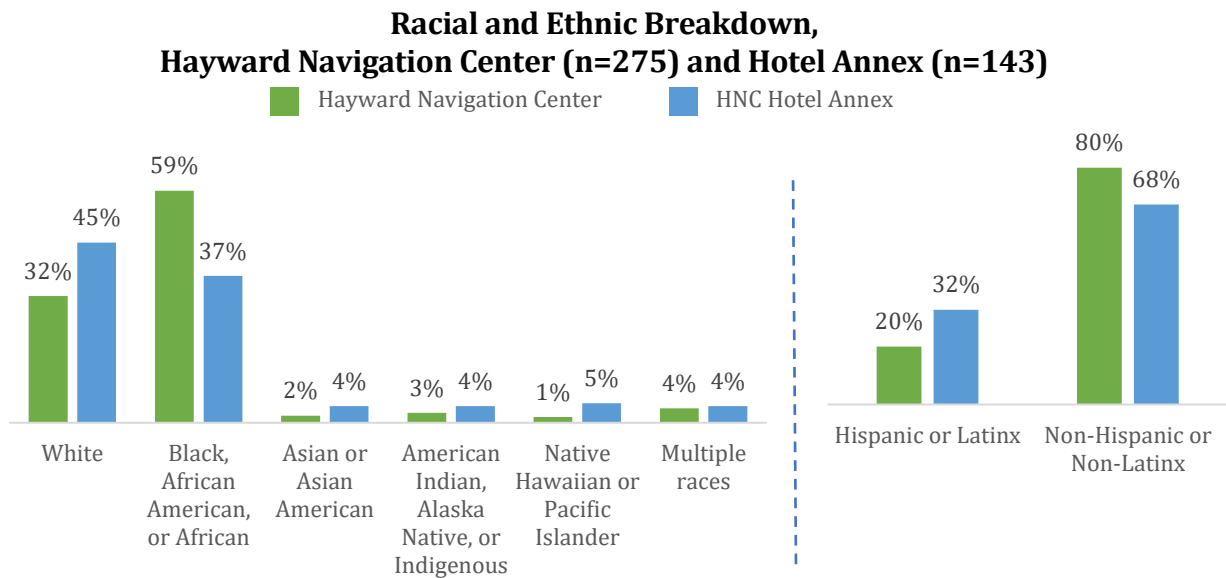
Since opening in November of 2019, 275 individuals have received services at the Hayward Navigation Center (HNC), including 43 residents on-site as of the end of March 2023.

During its operational period between February 2021 and January 2023, the Hotel Navigation Center Hotel Annex ("Annex") served a total of 143 individuals.

### Demographics

Across all HNC participants (current and exited), a majority are Black, African American, or African (n=161, 59%) followed by White (n=88, 32%). A majority of HNC participants identified as non-Hispanic/non-Latinx (n=221, 80%).

Across all Annex participants most were white (n=65, 45%) followed by Black, African American, or African (n=53, 37%). A majority of Annex participants identified as non-Hispanic/non-Latinx (n=97, 68%).



Across all HNC Participants (current and exited), 71% (n=195) reported one or more disabling physical or mental conditions. Across all Annex participants, 75% (n=107) reported one or more disabling physical or mental conditions.

Across all HNC participants (current and exited), 50% are chronically homeless. Across all Annex participants (current and exited), 55% are chronically homeless and 42% are not chronically homeless (~3% of Annex participants declined to state).

### Exits

Across all exits from the HNC (n=232), a majority were to permanent housing (n=151, 65%), followed by exits to homeless situations (n=33 or 16%). Homeless situations are defined as 1)

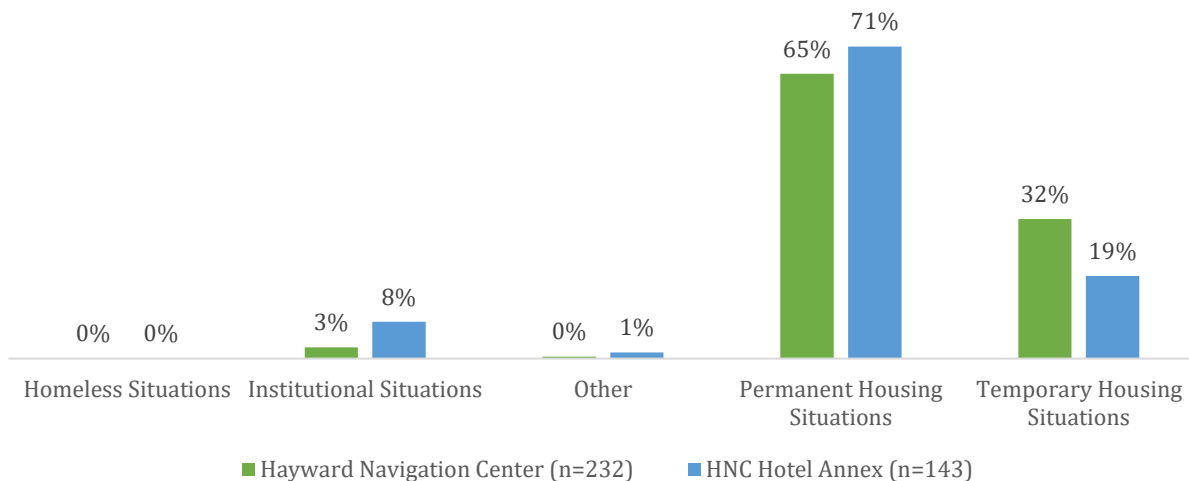
an emergency shelter, including hotel or motel paid for with emergency shelter voucher, or Runaway and Homeless Youth-funded Host Home shelter; or 2) a place not meant for habitation (e.g., a vehicle, an abandoned building, bus/train/subway station/airport or anywhere outside). Of the 33 exits from the HNC to homeless situations, only 15% (n=5) were to a place not meant for habitation.

Across all exits from the Annex (n=95), a majority were to permanent housing (n=69 or 73%) followed by exits to homeless situations (n=10 or 11%). Of the 10 exits from the Annex to homeless situations, only three (10%) were to a place not meant for habitation.

Staff discussed with BACS why there is a high proportion of “lateral” exits from the program. BACS explained that sometimes residents will make later moves due to individuals applying for apartments or programs outside of the City of Hayward that require their last housing location within that same city. BACS may exit an individual from the program into another shelter that might be closer to their job, that may increase their probability of getting placement in a residential program in the city they applied for the program, or that may meet their family needs better.

Exits from the HNC to homeless situations are slightly higher than exits from the Annex to homeless situations at 16% and 11%, respectively. Exits from the HNC to permanent housing situations are lower than exits from the Annex to permanent housing situations, 65% and 73% respectively.

**Hayward Navigation Center and Hotel Annex Exits**



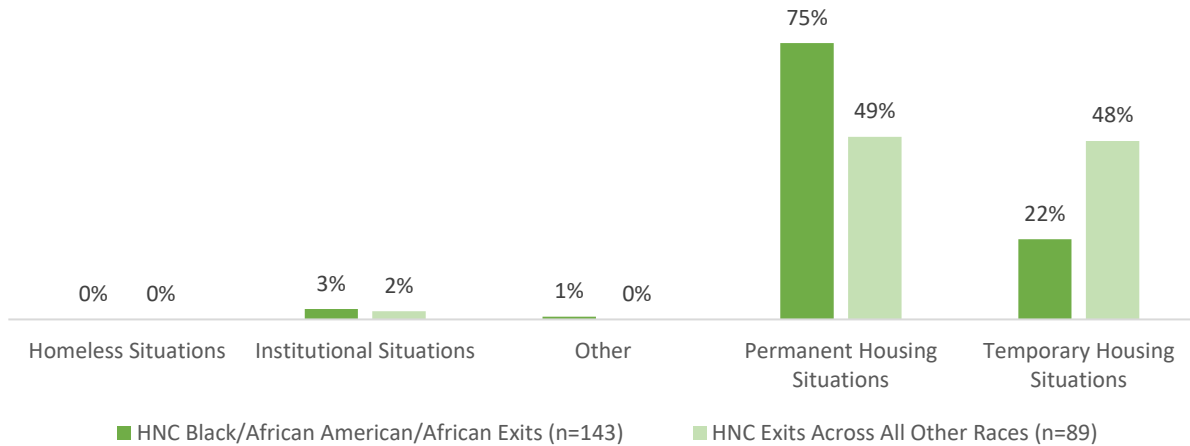
## Equity Analysis

Hayward, like the rest of Alameda County, continues to see disproportionately higher rates of homelessness among Black and African American residents compared to the total population. According to the 2022 Point-in-Time count, 29% of all surveyed homeless individuals in Hayward are Black or African American, compared to just 10% of the total population. Hayward also saw disproportionately higher rates of homelessness among Native

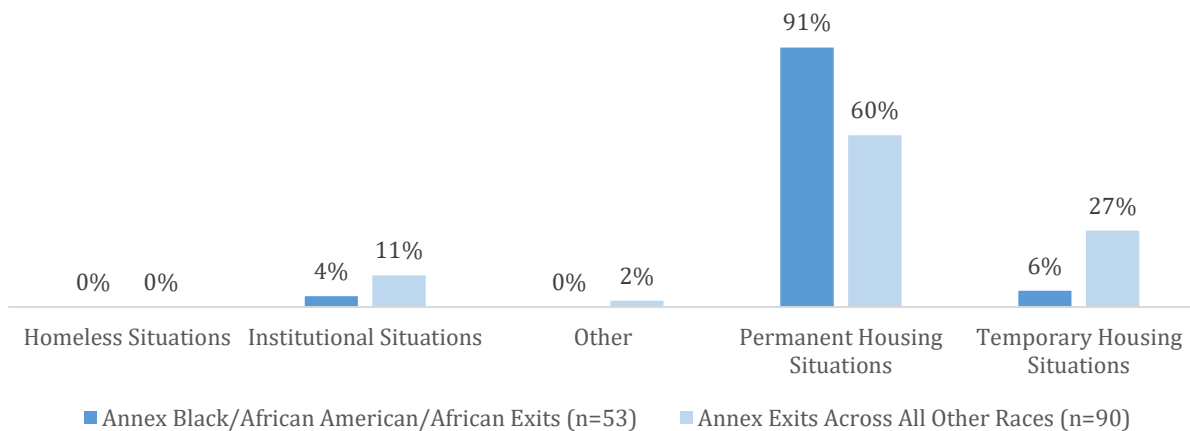
Hawaiian/Other Pacific Islanders compared to the total population (10% and 2%, respectively).

In recognizing this disproportionality, disaggregated exit data for Black/African American/African participants can be found below for each program. Disaggregated exit data for Native Hawaiian/Other Pacific Islander has not been included as the sample size is too small to report without being identifiable.

**Hayward Navigation Center Exits among Black, African American, or African participants vs. Exits Among All Other Races**



**HNC Annex Exits among Black, African American, or African participants vs. Exits Among All Other Races**



Across both the HNC and Annex, Black/African American/African participants had higher rates of exits to permanent housing than all other races together. Additionally, across both the HNC and Annex, Black/African American/African participants had lower rates of exits to homelessness than all other races together.